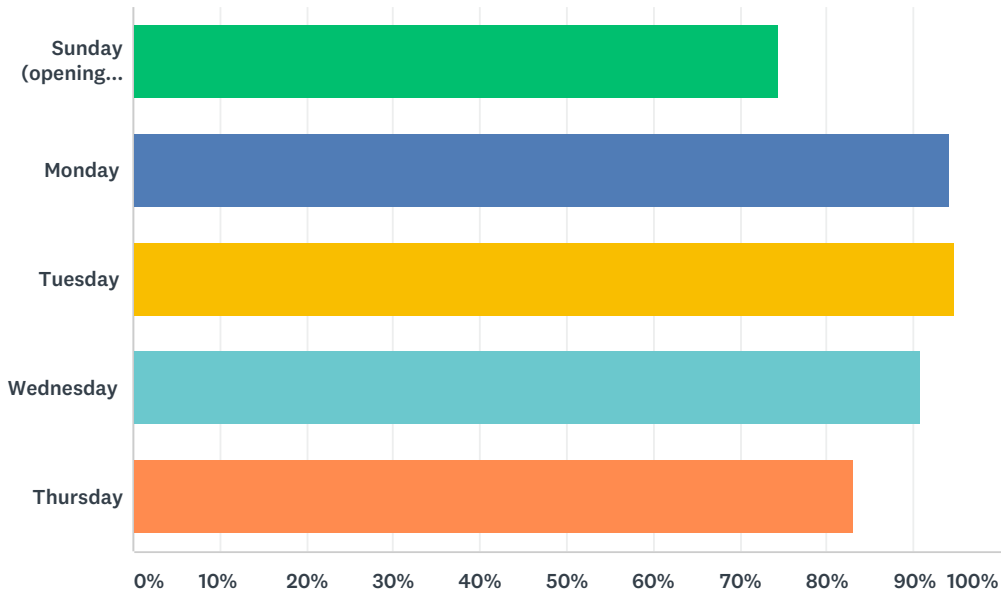


Q1 Which days of the conference programme did you attend? Please select all that apply.

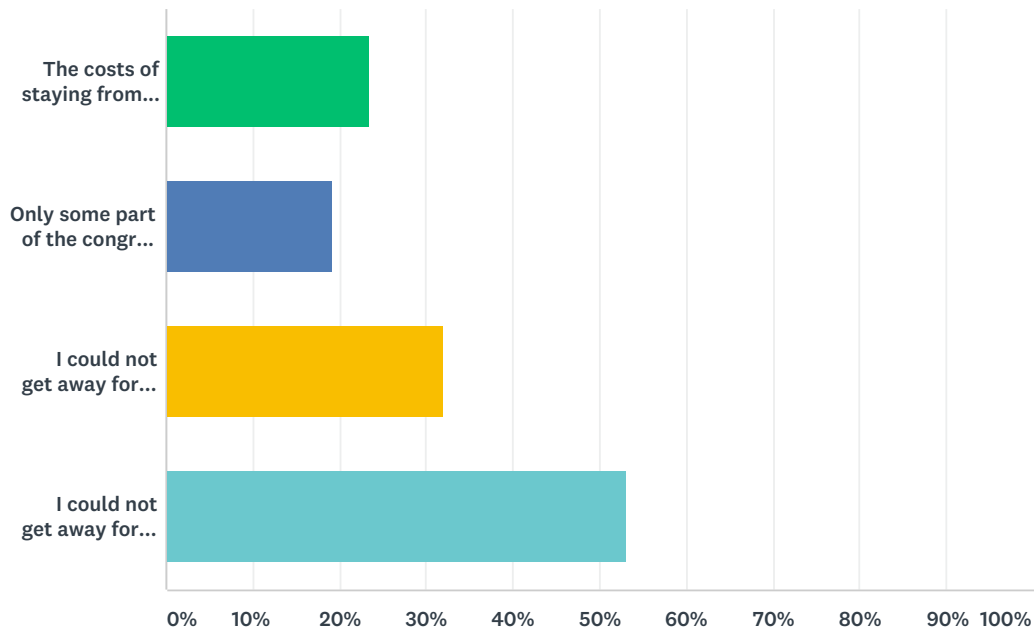
Answered: 153 Skipped: 0



ANSWER CHOICES	RESPONSES	
Sunday (opening ceremony and reception)	74.51%	114
Monday	94.12%	144
Tuesday	94.77%	145
Wednesday	90.85%	139
Thursday	83.01%	127
Total Respondents: 153		

Q2 If you did not attend the congress from beginning to end, what was your motivation for doing so?

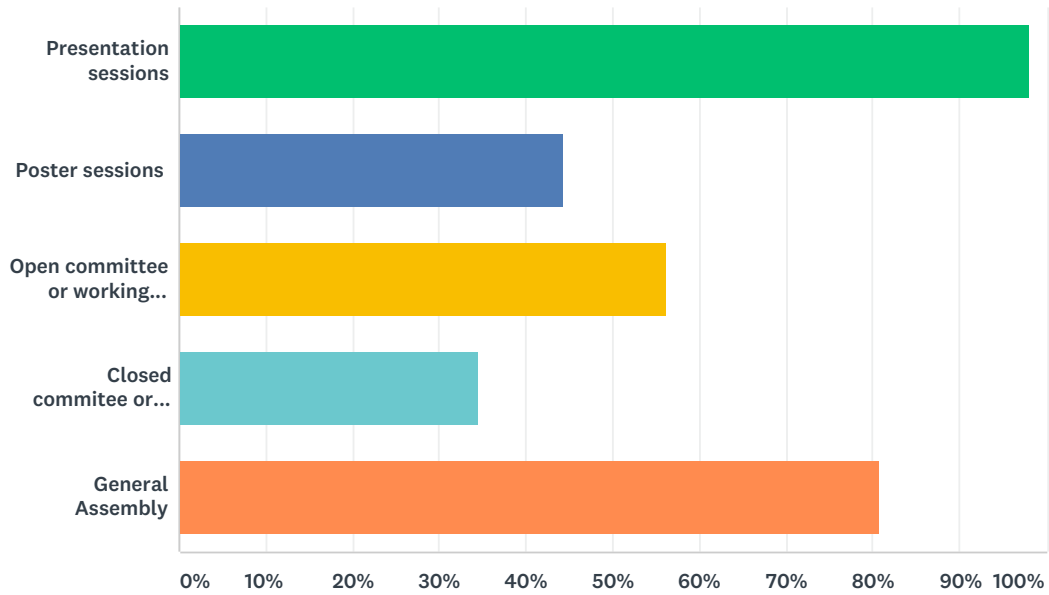
Answered: 47 Skipped: 106



ANSWER CHOICES	RESPONSES	
The costs of staying from Sunday to Thursday seemed too high.	23.40%	11
Only some part of the congress programme was of interest to me.	19.15%	9
I could not get away for so many days from my job.	31.91%	15
I could not get away for so many days from home for private reasons.	53.19%	25
Total Respondents: 47		

Q3 What did you attend? Please select all that apply.

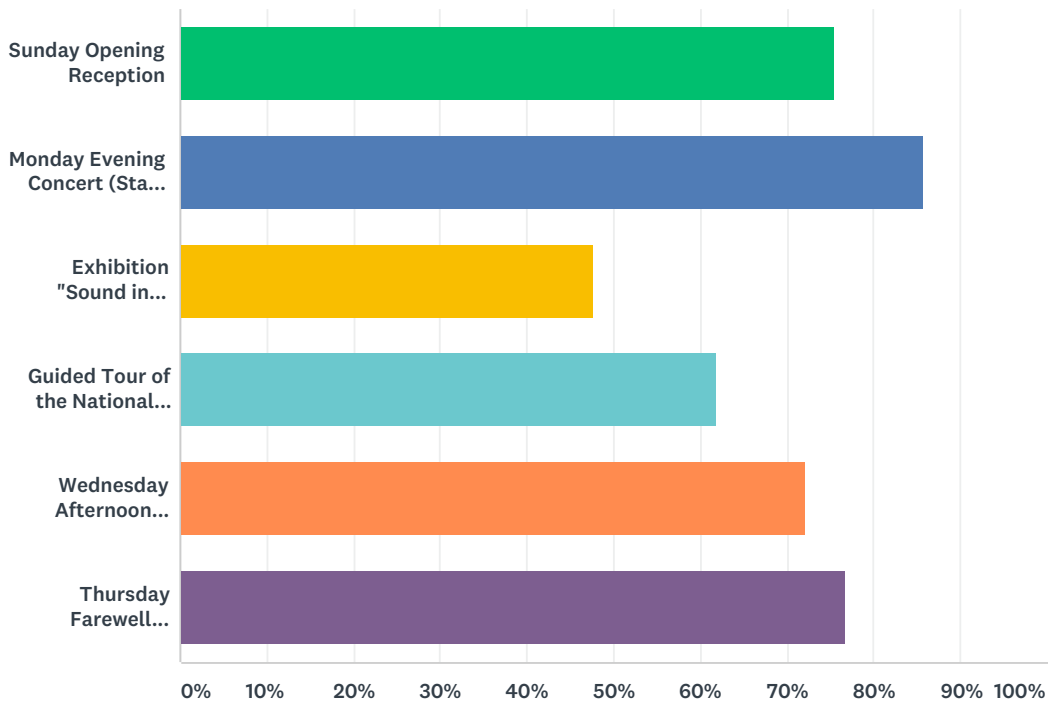
Answered: 151 Skipped: 2



ANSWER CHOICES	RESPONSES	
Presentation sessions	98.01%	148
Poster sessions	44.37%	67
Open committee or working sessions	56.29%	85
Closed committee or working sessions	34.44%	52
General Assembly	80.79%	122
Total Respondents: 151		

Q4 How much of the social programme did you attend? Please select all that apply.

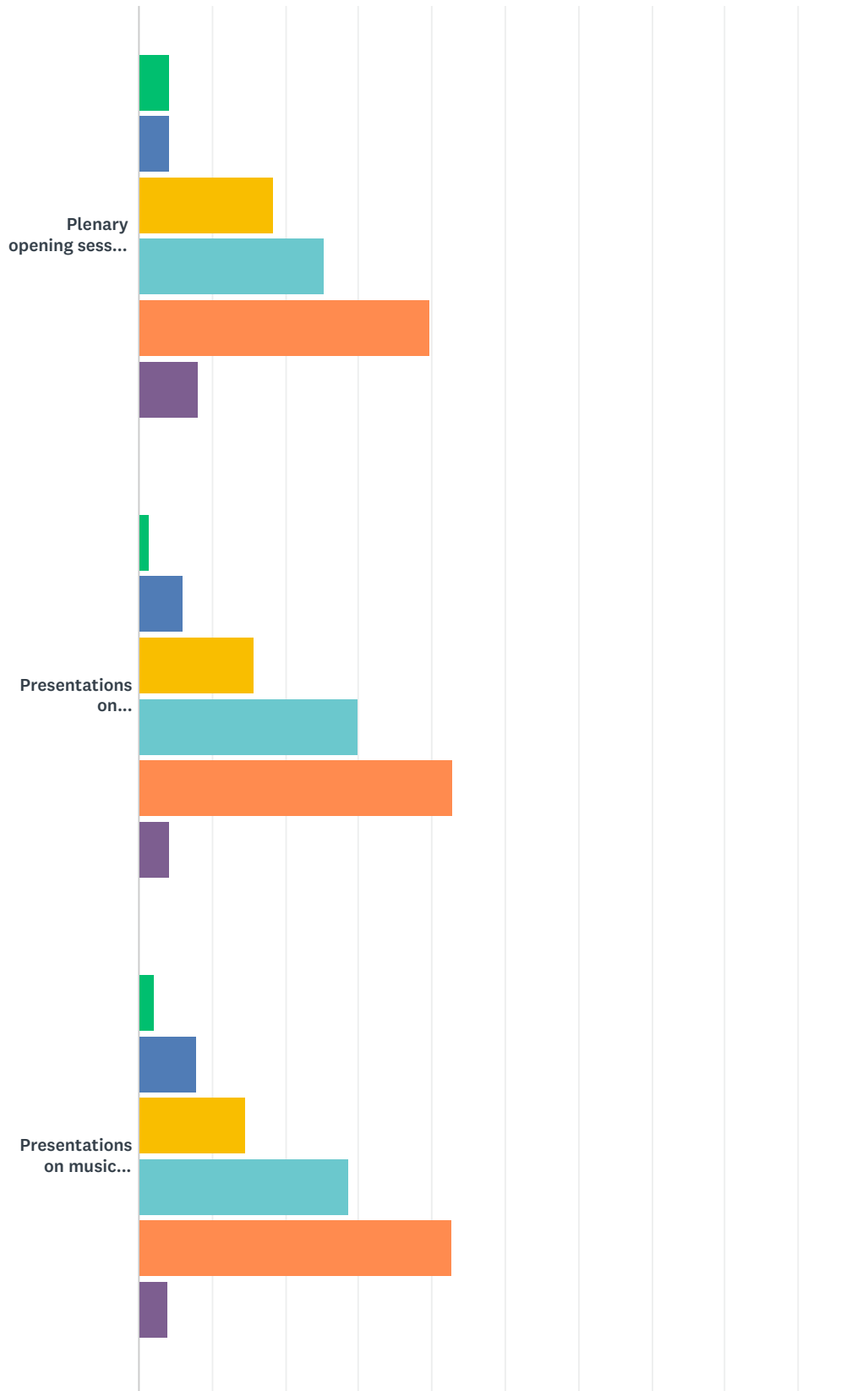
Answered: 147 Skipped: 6

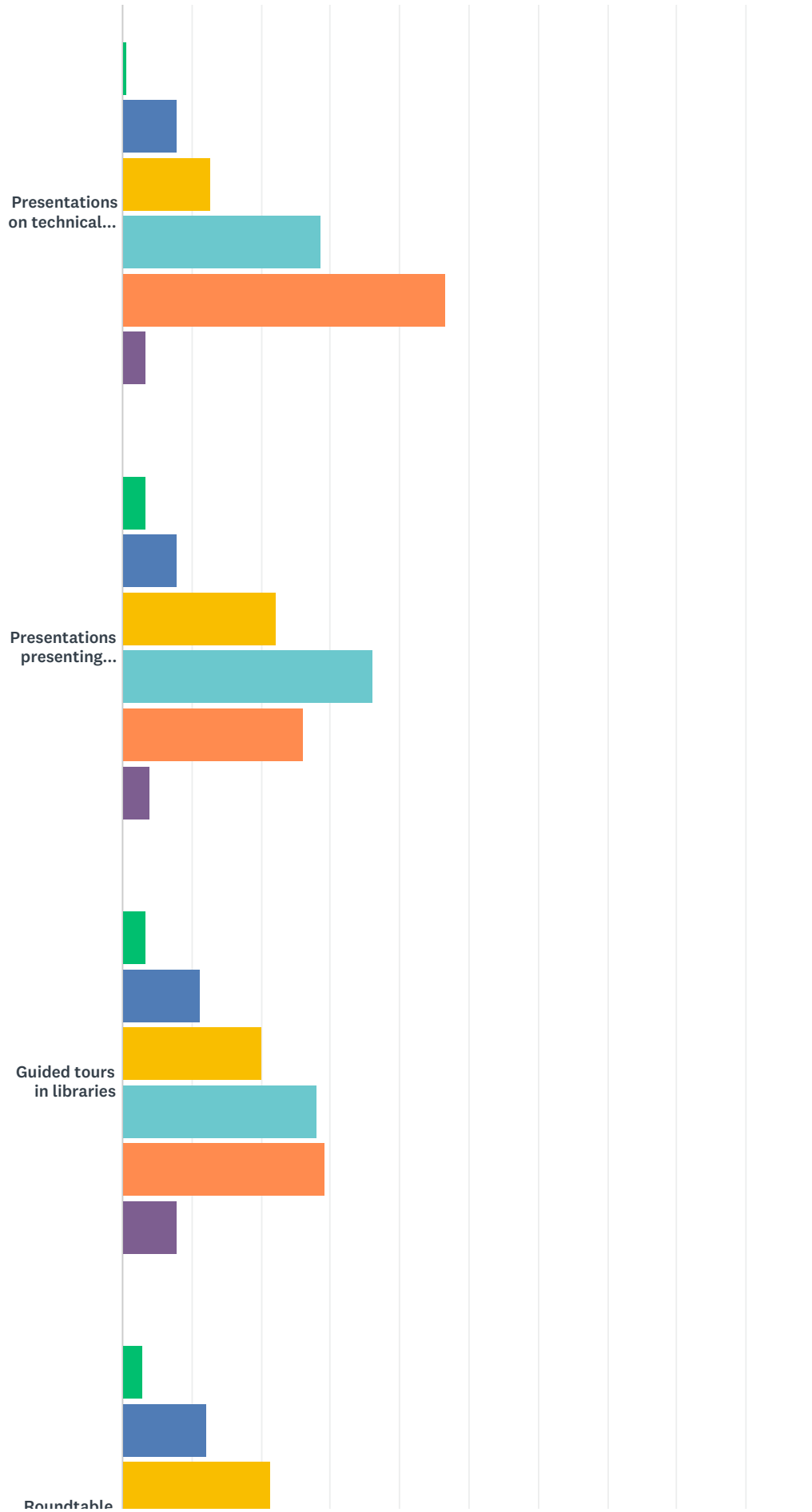


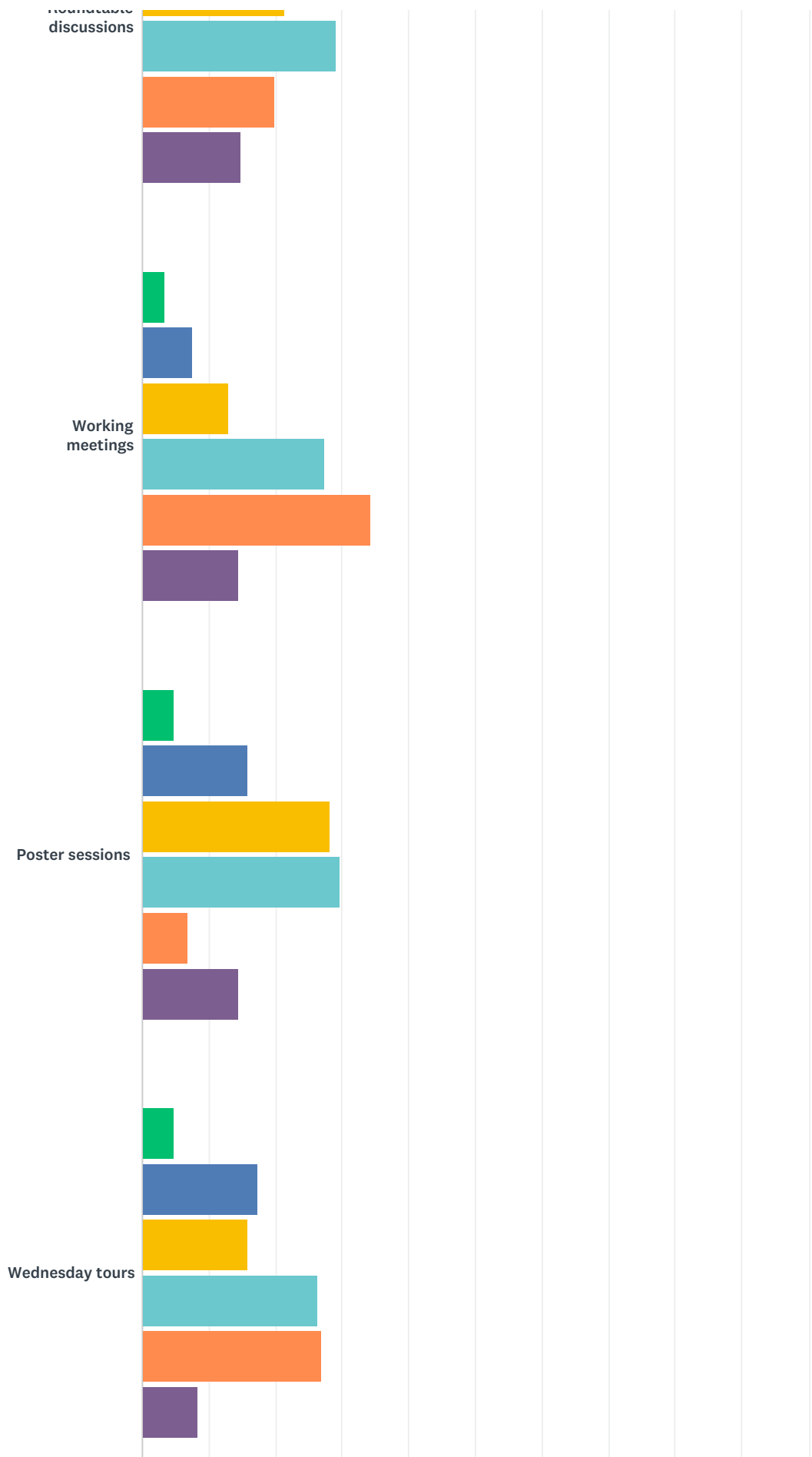
ANSWER CHOICES	RESPONSES
Sunday Opening Reception	75.51% 111
Monday Evening Concert (State Choir LATVIJA)	85.71% 126
Exhibition "Sound in Signs"	47.62% 70
Guided Tour of the National Library of Latvia	61.90% 91
Wednesday Afternoon Tour(s)	72.11% 106
Thursday Farewell Reception	76.87% 113
Total Respondents: 147	

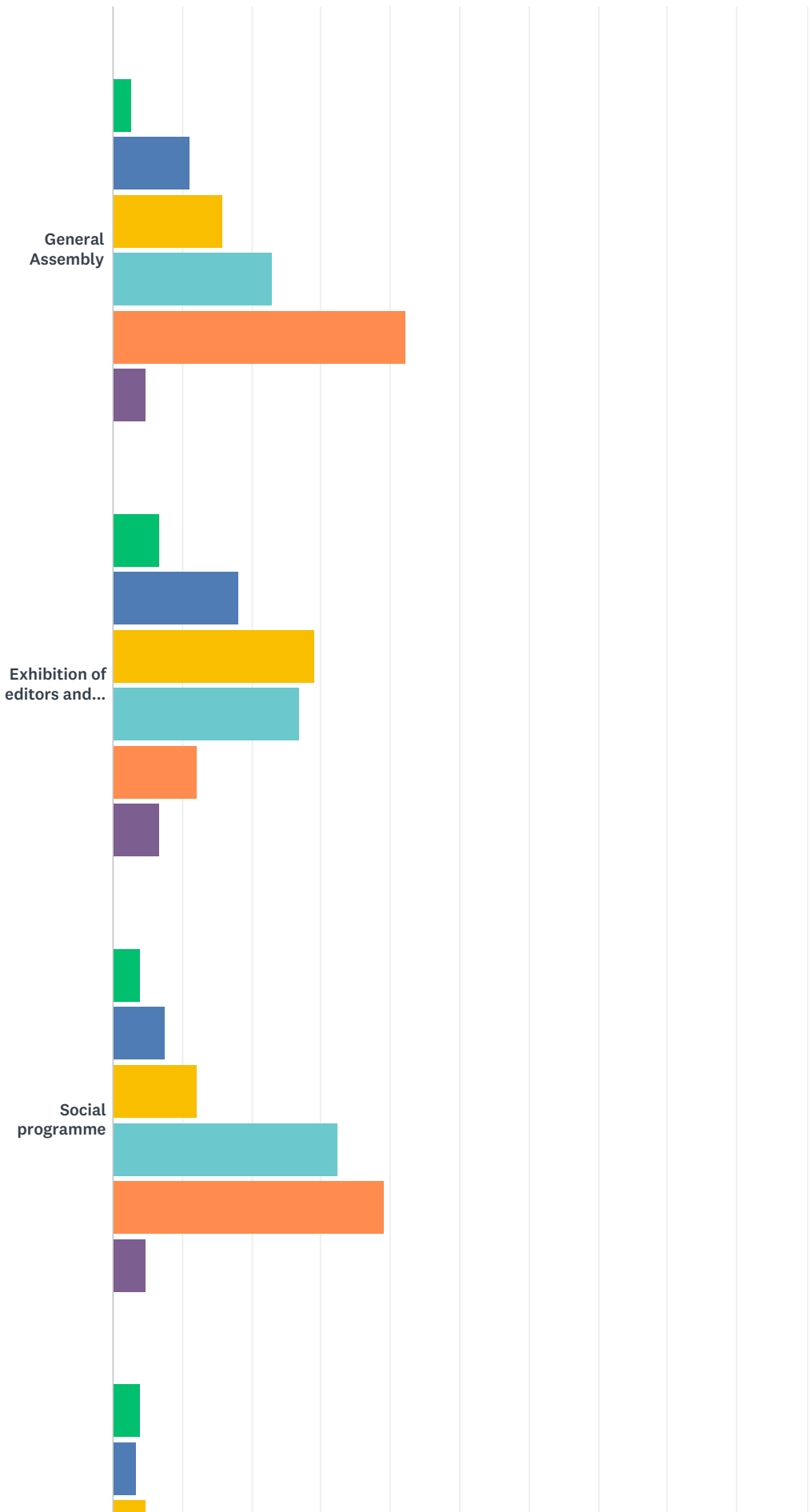
Q5 Please rate the following items from 1 (least important) to 5 (most important) in terms of their importance to you.

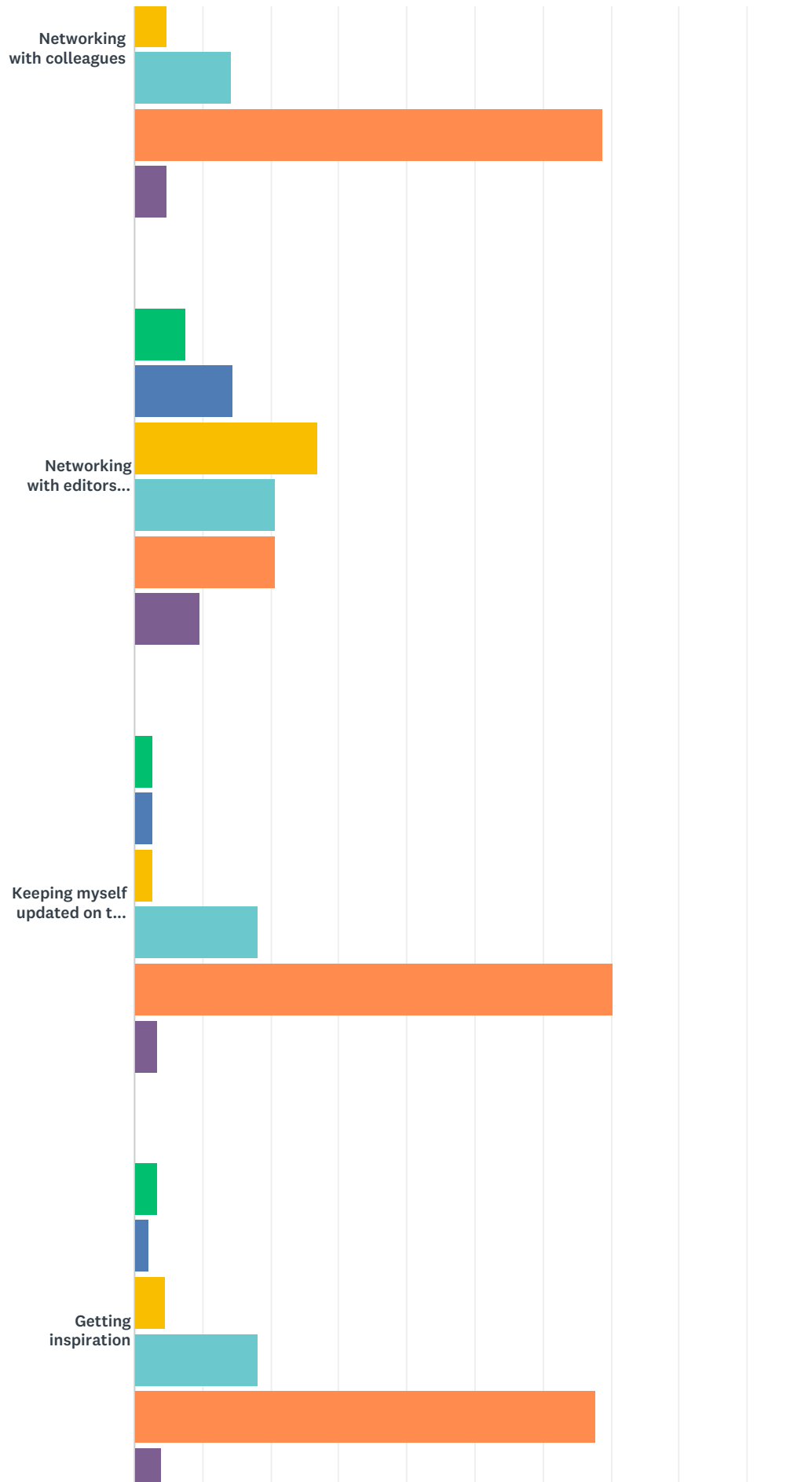
Answered: 152 Skipped: 1

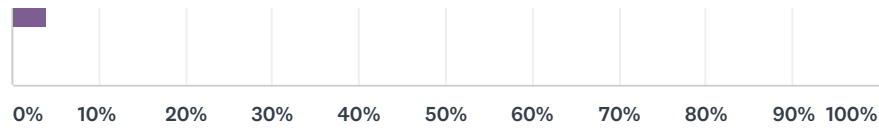










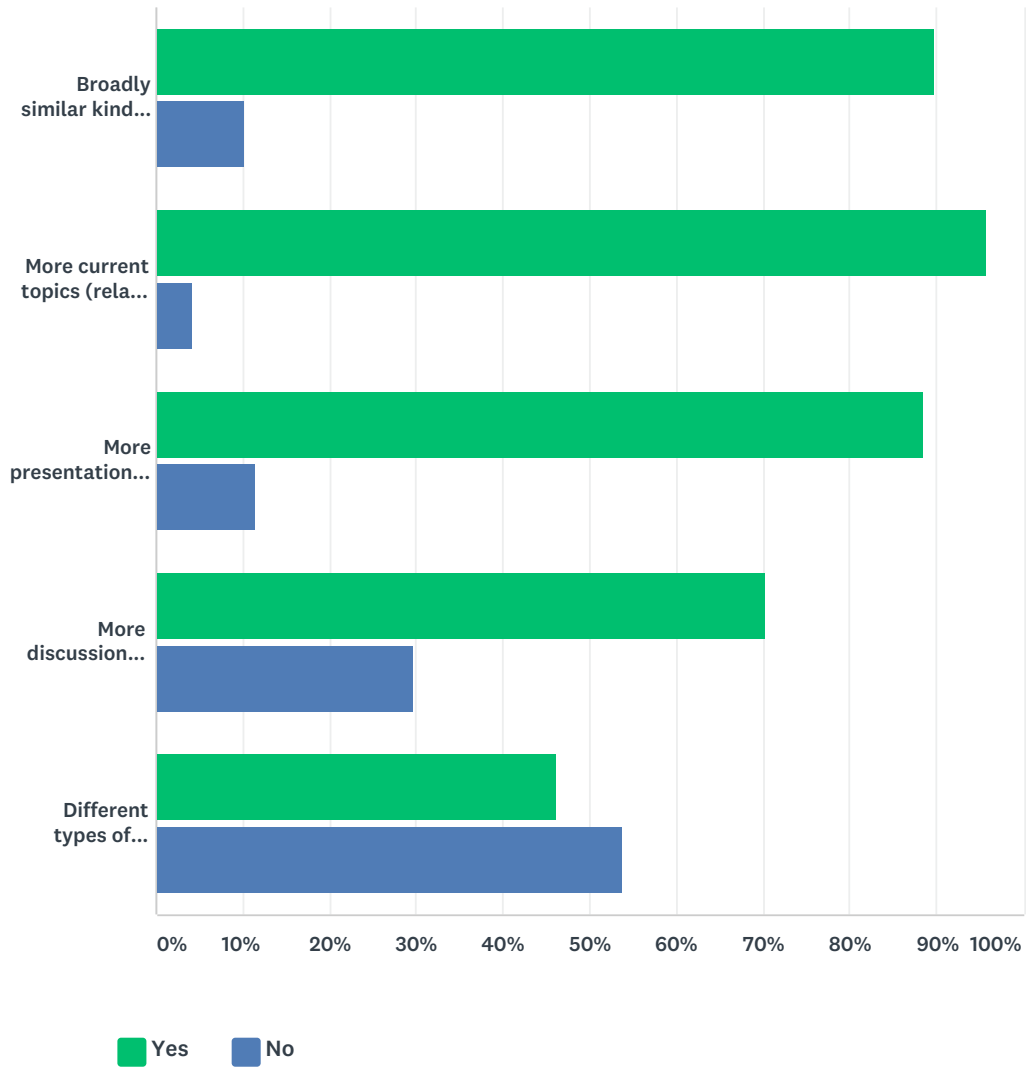


■ 1
 ■ 2
 ■ 3
 ■ 4
 ■ 5
 ■ N/A

	1	2	3	4	5	N/A	TOTAL
Plenary opening session on Monday	4.11% 6	4.11% 6	18.49% 27	25.34% 37	39.73% 58	8.22% 12	146
Presentations on librarianship and library policy	1.36% 2	6.12% 9	15.65% 23	29.93% 44	42.86% 63	4.08% 6	147
Presentations on music research	2.00% 3	8.00% 12	14.67% 22	28.67% 43	42.67% 64	4.00% 6	150
Presentations on technical developments	0.67% 1	8.00% 12	12.67% 19	28.67% 43	46.67% 70	3.33% 5	150
Presentations presenting library collections	3.36% 5	8.05% 12	22.15% 33	36.24% 54	26.17% 39	4.03% 6	149
Guided tours in libraries	3.33% 5	11.33% 17	20.00% 30	28.00% 42	29.33% 44	8.00% 12	150
Roundtable discussions	2.84% 4	12.06% 17	21.28% 30	29.08% 41	19.86% 28	14.89% 21	141
Working meetings	3.42% 5	7.53% 11	13.01% 19	27.40% 40	34.25% 50	14.38% 21	146
Poster sessions	4.83% 7	15.86% 23	28.28% 41	29.66% 43	6.90% 10	14.48% 21	145
Wednesday tours	4.86% 7	17.36% 25	15.97% 23	26.39% 38	27.08% 39	8.33% 12	144
General Assembly	2.78% 4	11.11% 16	15.97% 23	22.92% 33	42.36% 61	4.86% 7	144
Exhibition of editors and vendors	6.76% 10	18.24% 27	29.05% 43	27.03% 40	12.16% 18	6.76% 10	148
Social programme	4.05% 6	7.43% 11	12.16% 18	32.43% 48	39.19% 58	4.73% 7	148
Networking with colleagues	4.05% 6	3.38% 5	4.73% 7	14.19% 21	68.92% 102	4.73% 7	148
Networking with editors and vendors	7.59% 11	14.48% 21	26.90% 39	20.69% 30	20.69% 30	9.66% 14	145
Keeping myself updated on the profession	2.70% 4	2.70% 4	2.70% 4	18.24% 27	70.27% 104	3.38% 5	148
Getting inspiration	3.36% 5	2.01% 3	4.70% 7	18.12% 27	67.79% 101	4.03% 6	149

Q6 What would you like to see in future conferences?

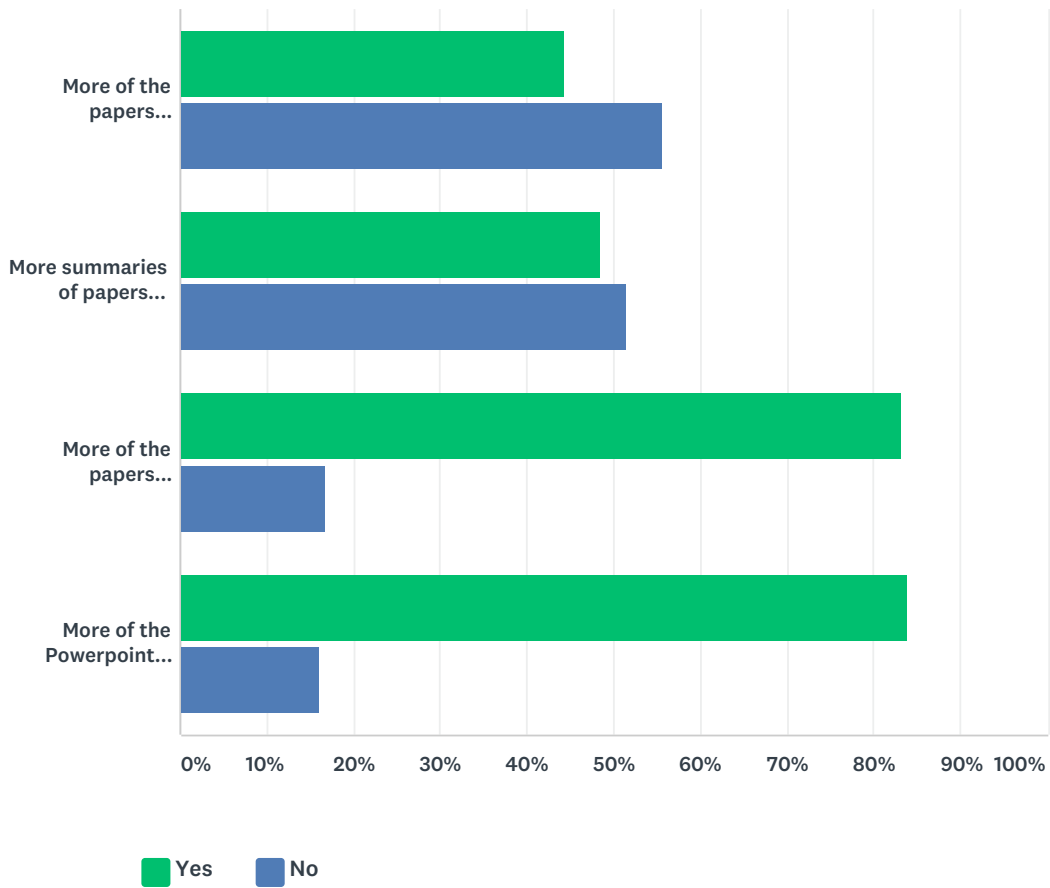
Answered: 150 Skipped: 3



	YES	NO	TOTAL
Broadly similar kinds of content	89.78% 123	10.22% 14	137
More current topics (related to new trends, emerging fields etc.)	95.77% 136	4.23% 6	142
More presentations on 'best practices'	88.57% 124	11.43% 16	140
More discussion during the sessions	70.21% 99	29.79% 42	141
Different types of session (e.g. an unconference)	46.28% 56	53.72% 65	121

Q7 IAML currently publishes only a selection of papers in its journal *Fontes Artis Musicae*. What would you like to see?

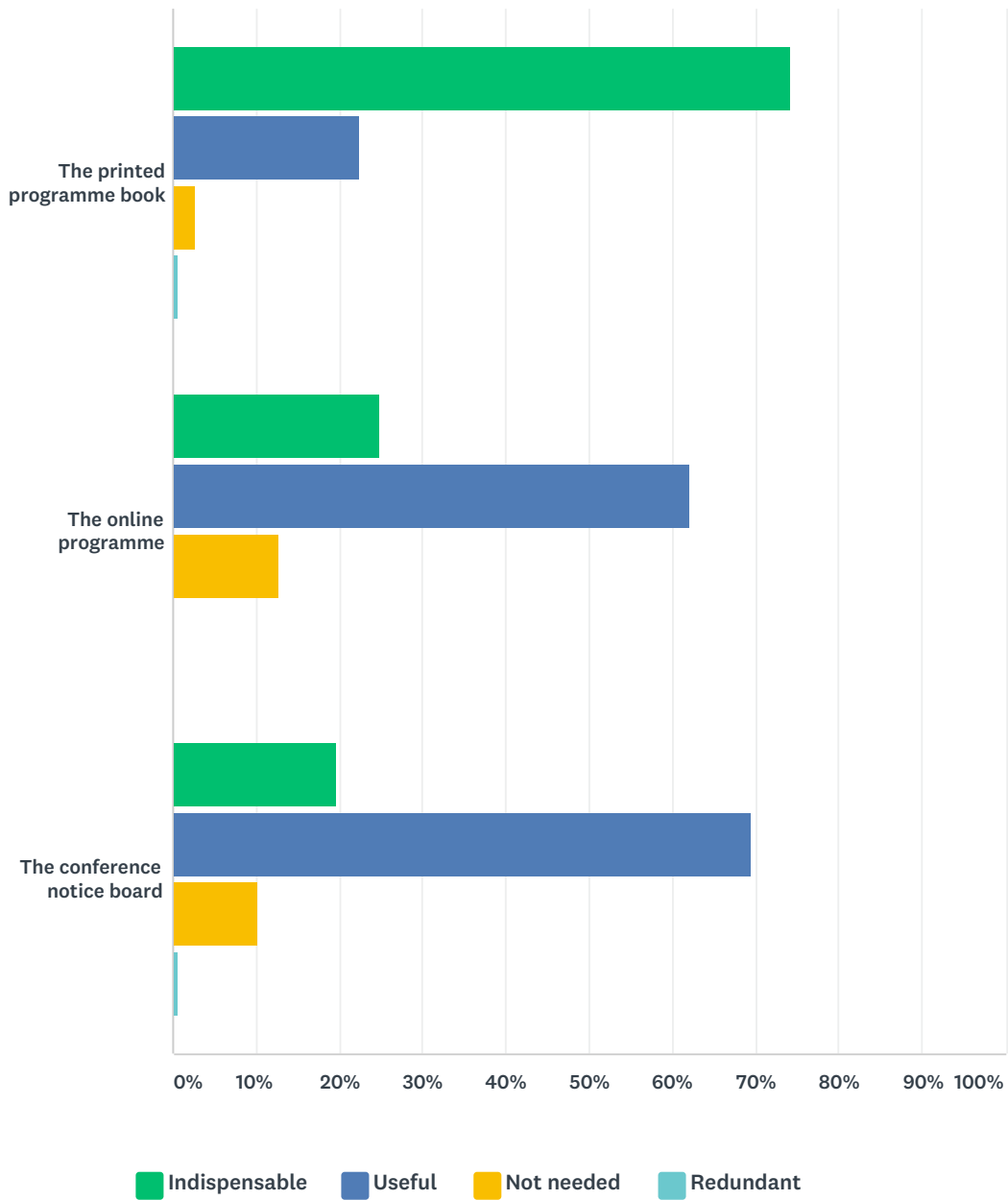
Answered: 148 Skipped: 5



	YES	NO	TOTAL
More of the papers published in print	44.44% 60	55.56% 75	135
More summaries of papers published in print	48.48% 64	51.52% 68	132
More of the papers published on the IAML website	83.33% 120	16.67% 24	144
More of the Powerpoint slideshows published on the IAML website	83.80% 119	16.20% 23	142

Q8 How did you keep yourself informed about the programme during the conference?

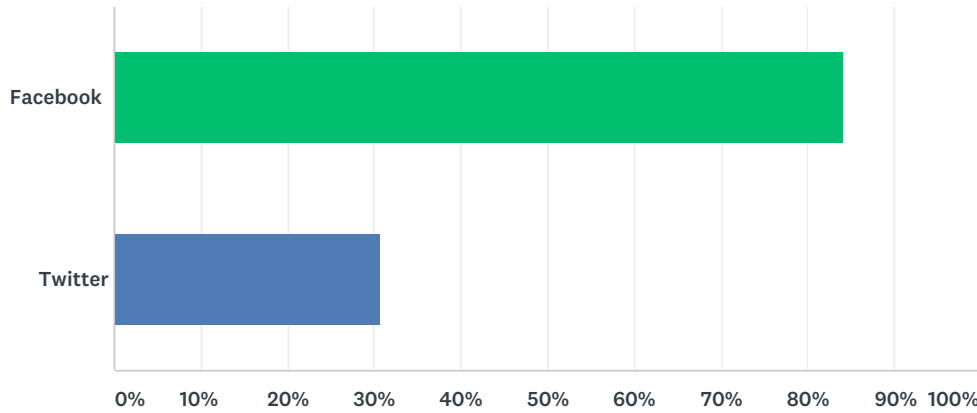
Answered: 153 Skipped: 0



	INDISPENSABLE	USEFUL	NOT NEEDED	REDUNDANT	TOTAL
The printed programme book	74.34% 113	22.37% 34	2.63% 4	0.66% 1	152
The online programme	25.00% 37	62.16% 92	12.84% 19	0.00% 0	148
The conference notice board	19.73% 29	69.39% 102	10.20% 15	0.68% 1	147

Q9 Did you use social media during the conference? Please select all that apply.

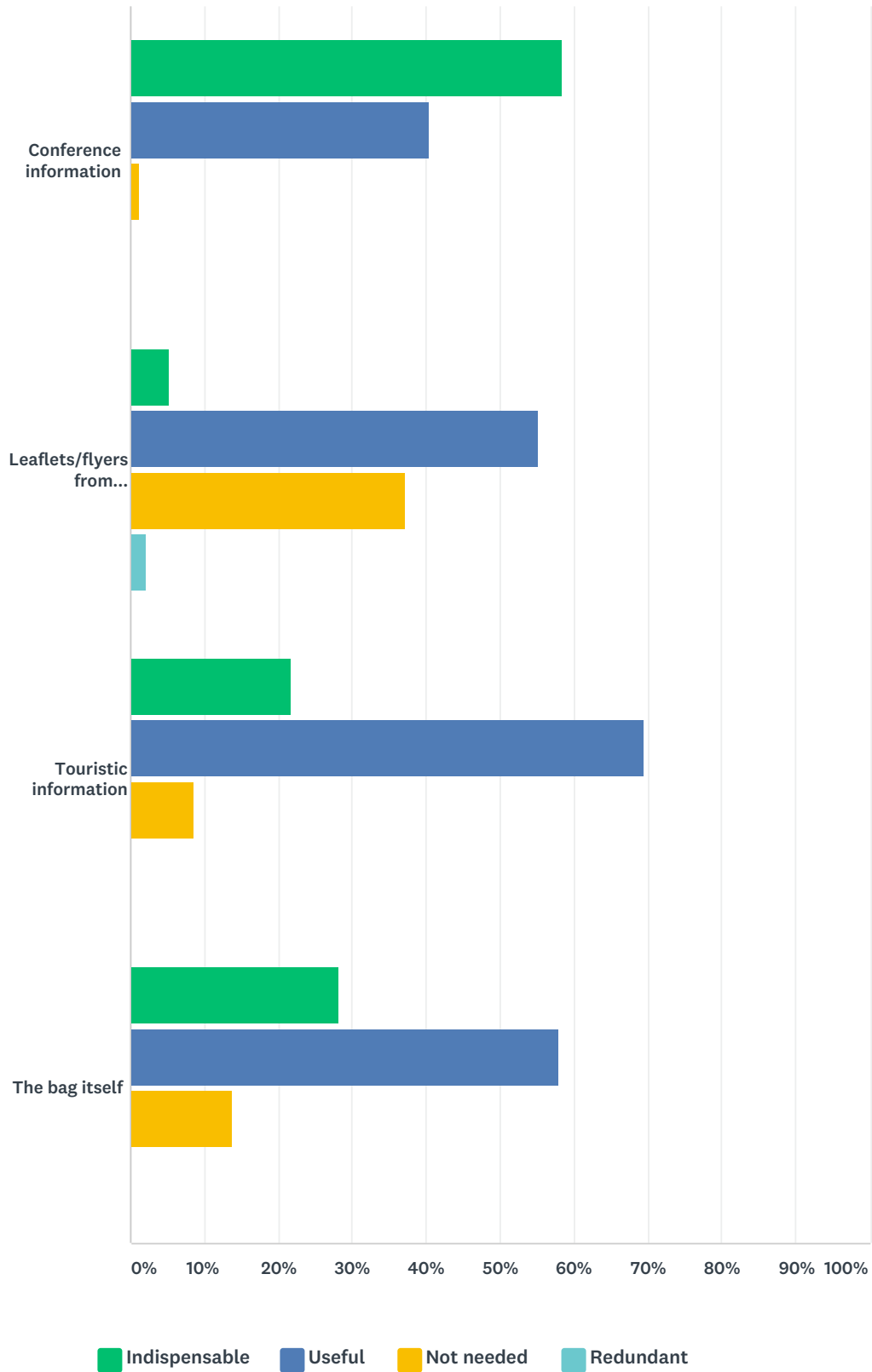
Answered: 75 Skipped: 78



ANSWER CHOICES	RESPONSES
Facebook	84.00% 63
Twitter	30.67% 23
Total Respondents: 75	

Q10 What was your opinion of the conference bag and its content?

Answered: 153 Skipped: 0



INDISPENSABLE	USEFUL	NOT NEEDED	REDUNDANT	TOTAL
---------------	--------	------------	-----------	-------

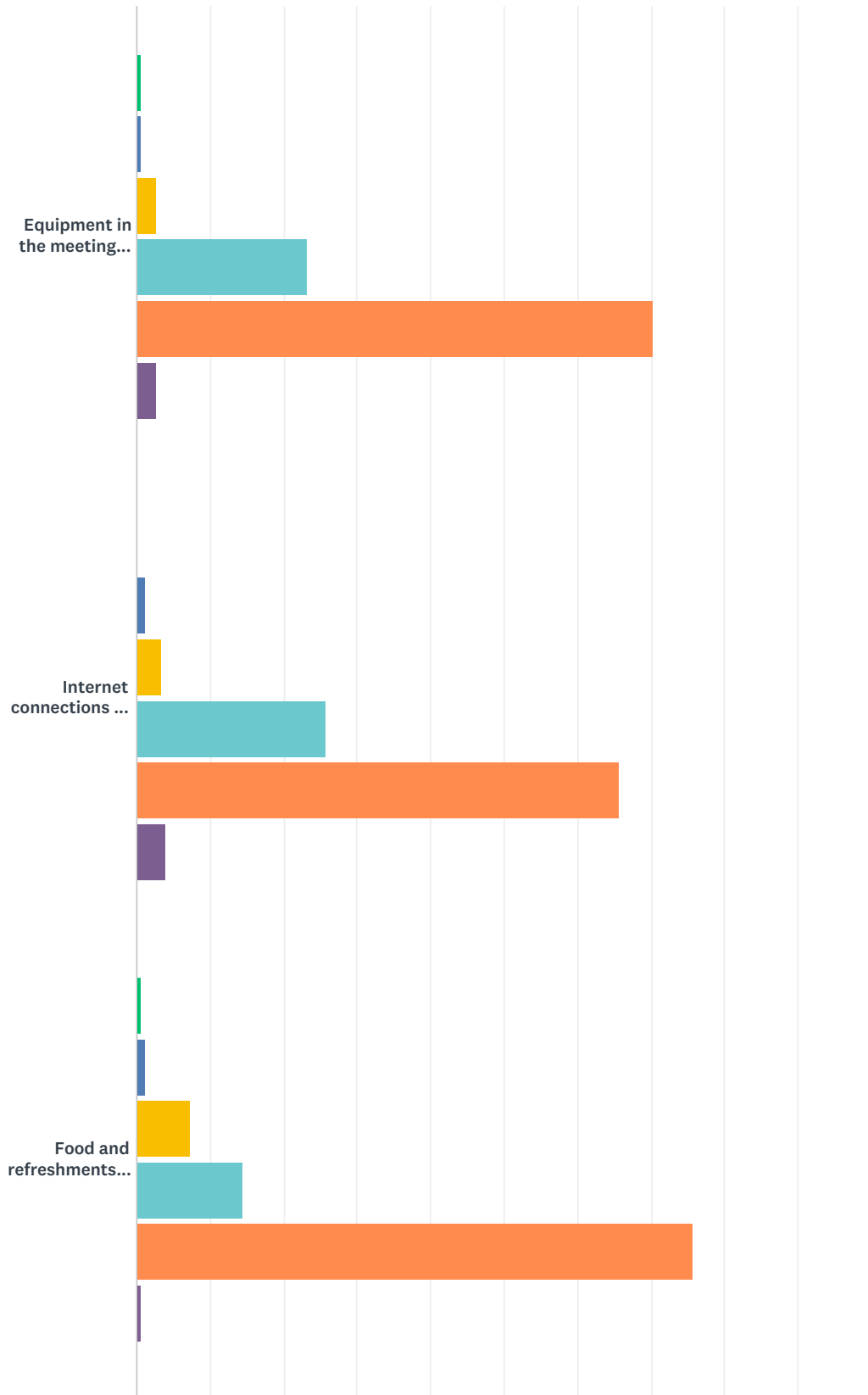
IAML Congress Survey 2017

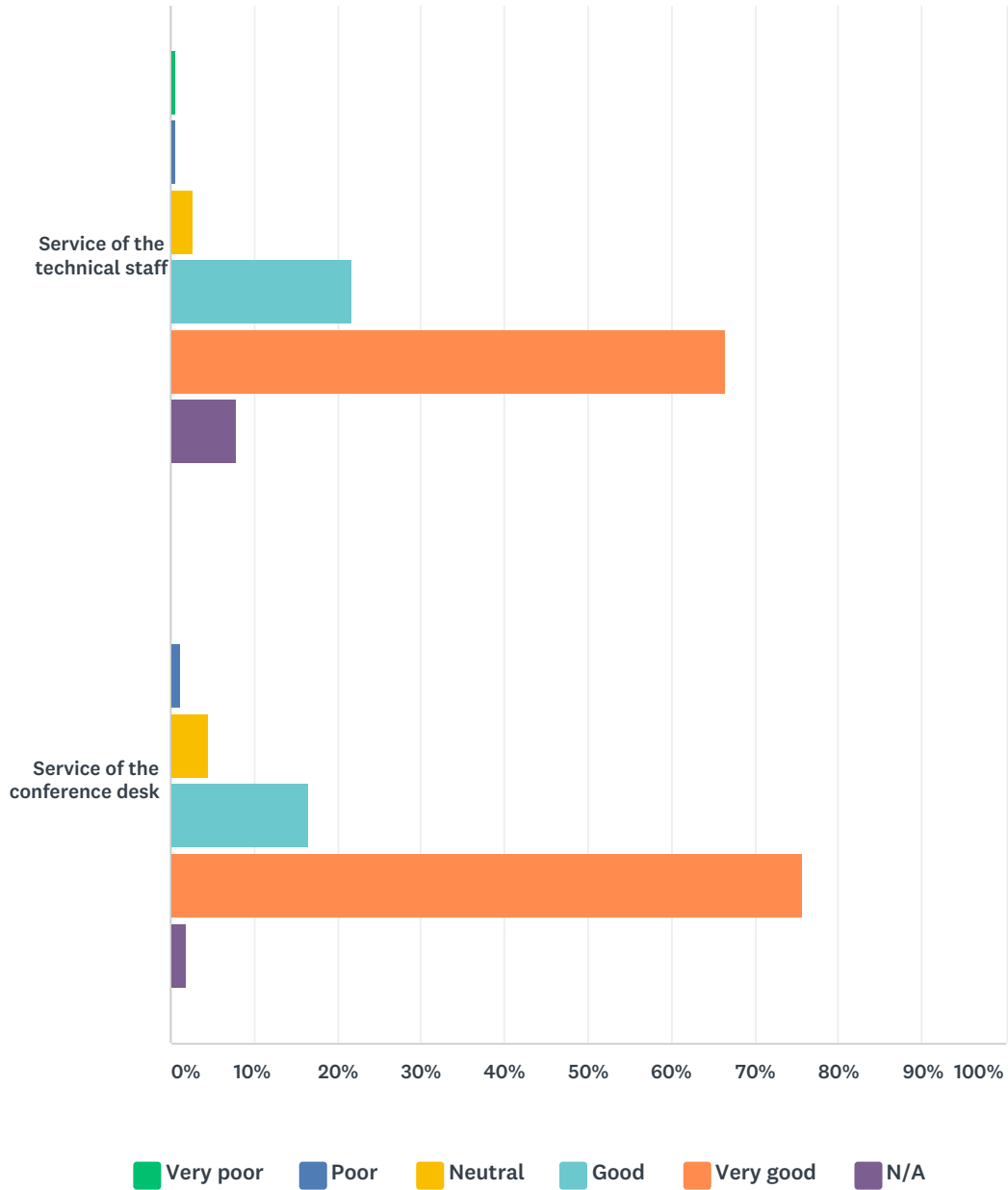
SurveyMonkey

Conference information	58.28% 88	40.40% 61	1.32% 2	0.00% 0	151
Leaflets/flyers from publishers, distributors and others	5.33% 8	55.33% 83	37.33% 56	2.00% 3	150
Touristic information	21.85% 33	69.54% 105	8.61% 13	0.00% 0	151
The bag itself	28.29% 43	57.89% 88	13.82% 21	0.00% 0	152

Q11 How would you rate the accommodation and services at the conference venue?

Answered: 152 Skipped: 1

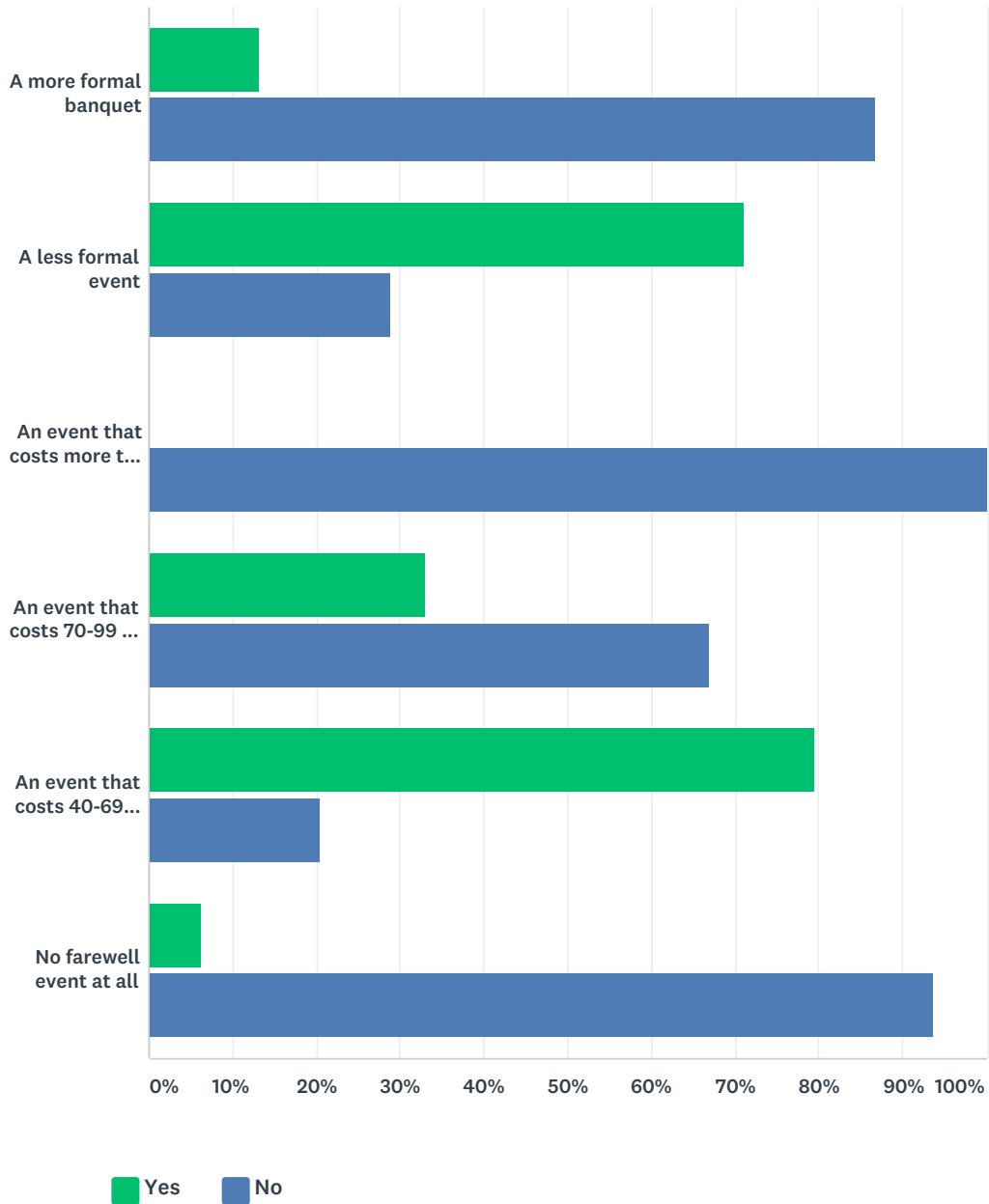




	VERY POOR	POOR	NEUTRAL	GOOD	VERY GOOD	N/A	TOTAL
Equipment in the meeting rooms	0.66% 1	0.66% 1	2.65% 4	23.18% 35	70.20% 106	2.65% 4	151
Internet connections on site	0.00% 0	1.32% 2	3.29% 5	25.66% 39	65.79% 100	3.95% 6	152
Food and refreshments during breaks	0.66% 1	1.32% 2	7.24% 11	14.47% 22	75.66% 115	0.66% 1	152
Service of the technical staff	0.66% 1	0.66% 1	2.63% 4	21.71% 33	66.45% 101	7.89% 12	152
Service of the conference desk	0.00% 0	1.32% 2	4.61% 7	16.45% 25	75.66% 115	1.97% 3	152

Q12 What would you prefer on the last evening?

Answered: 139 Skipped: 14

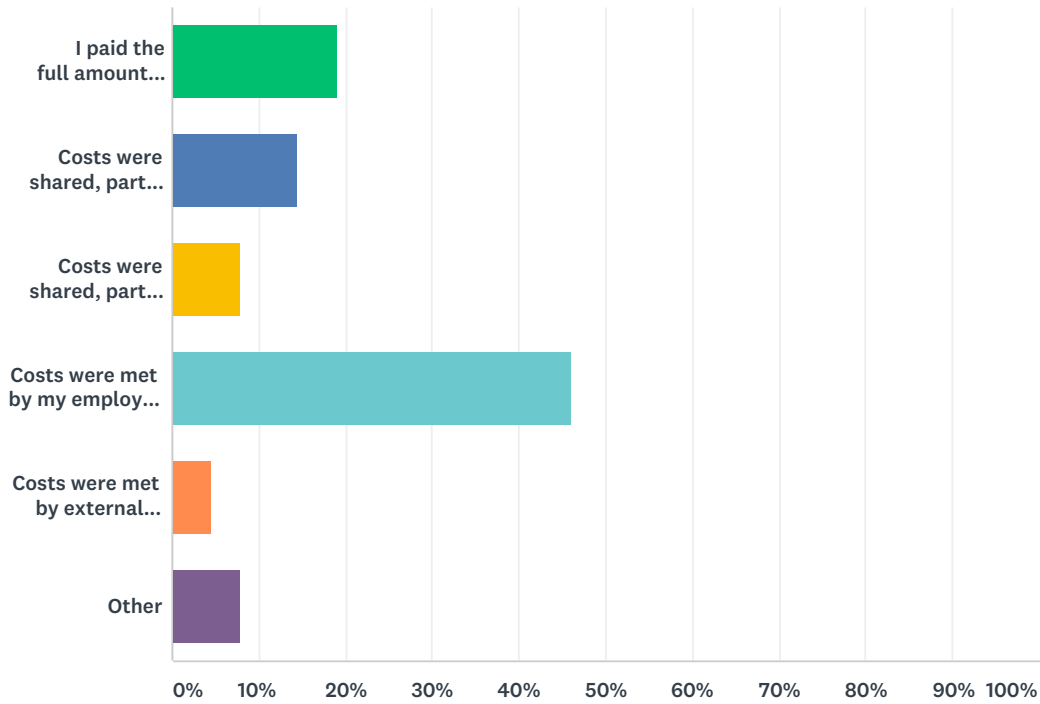


	YES	NO	TOTAL
A more formal banquet	13.27% 15	86.73% 98	113
A less formal event	71.07% 86	28.93% 35	121
An event that costs more than 100 € (135 USD)	0.00% 0	100.00% 109	109
An event that costs 70-99 € (93-134 USD)	33.03% 36	66.97% 73	109

An event that costs 40-69 (53-92 USD)	79.49%	20.51%	
	93	24	117
<hr/>			
No farewell event at all	6.19%	93.81%	
	6	91	97

Q13 How was payment made for attending the conference?

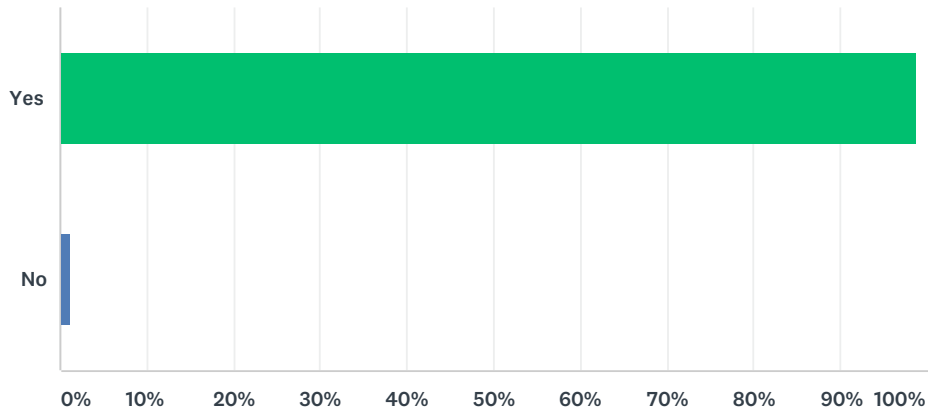
Answered: 152 Skipped: 1



ANSWER CHOICES	RESPONSES	
I paid the full amount (registration, hotel and travel costs)	19.08%	29
Costs were shared, partly by me, partly by my employer	14.47%	22
Costs were shared, partly by me, partly by external funding	7.89%	12
Costs were met by my employer for the full amount	46.05%	70
Costs were met by external funding for the full amount	4.61%	7
Other	7.89%	12
TOTAL		152

Q14 Do you think that attending the conference was worthwhile?

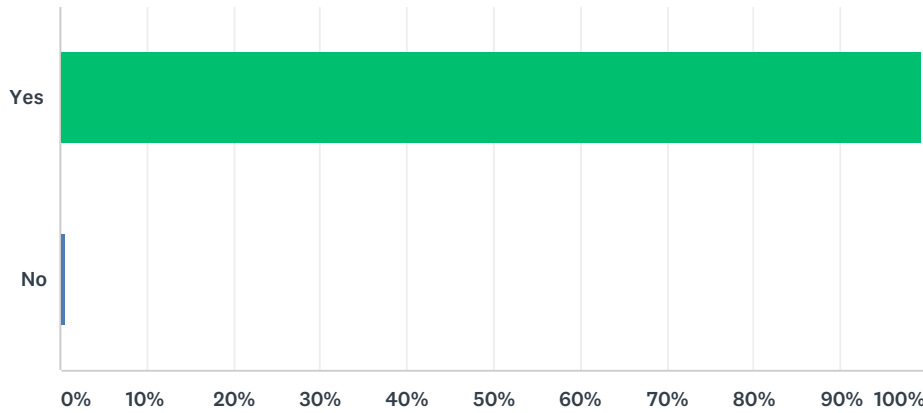
Answered: 151 Skipped: 2



ANSWER CHOICES	RESPONSES	
Yes	98.68%	149
No	1.32%	2
TOTAL		151

Q15 Would you recommend your colleagues in your home country to attend the IAML congress?

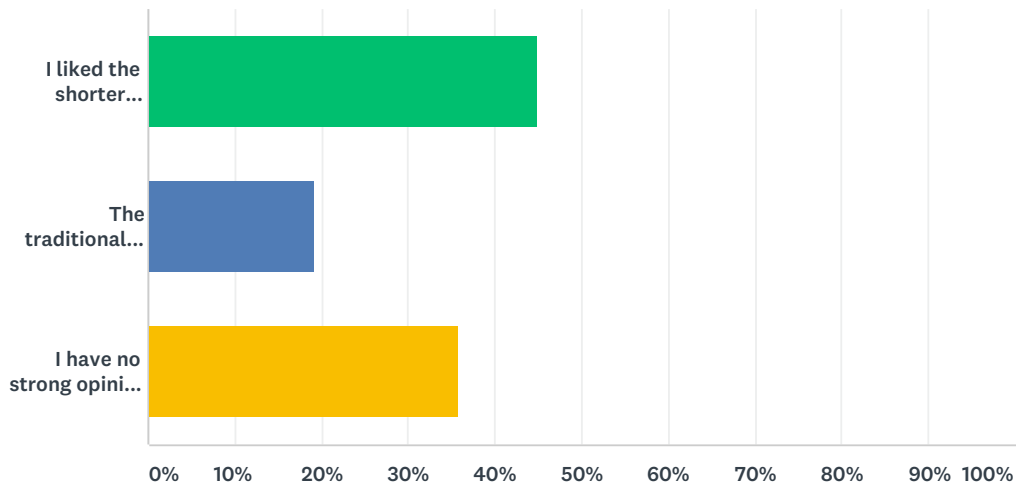
Answered: 144 Skipped: 9



ANSWER CHOICES	RESPONSES	
Yes	99.31%	143
No	0.69%	1
TOTAL		144

Q16 How did you feel about this year's slightly shorter congress (ending on Thursday rather than Friday)?

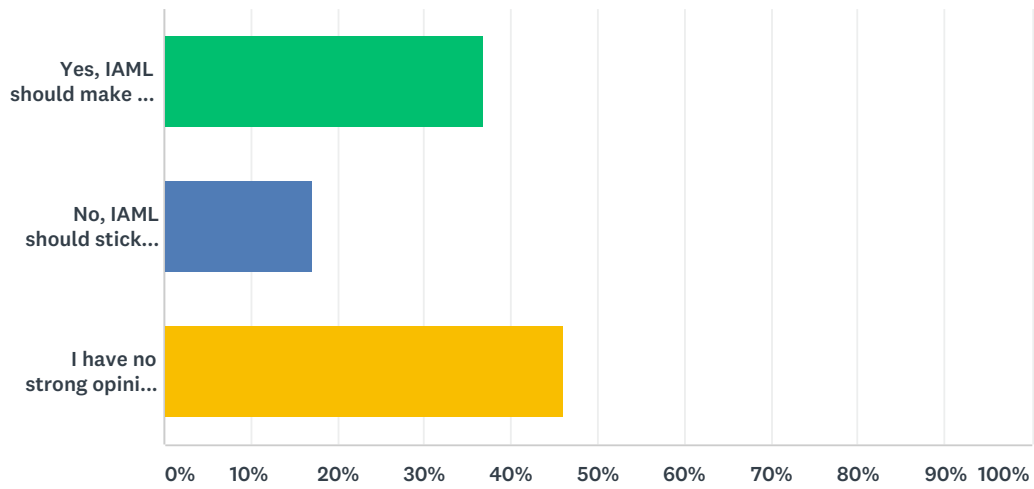
Answered: 151 Skipped: 2



ANSWER CHOICES	RESPONSES	
I liked the shorter congress.	45.03%	68
The traditional (Sunday to Friday) length would have been better.	19.21%	29
I have no strong opinion about this.	35.76%	54
TOTAL		151

Q17 Do you think IAML should consider making the congress shorter in later years as well?

Answered: 152 Skipped: 1



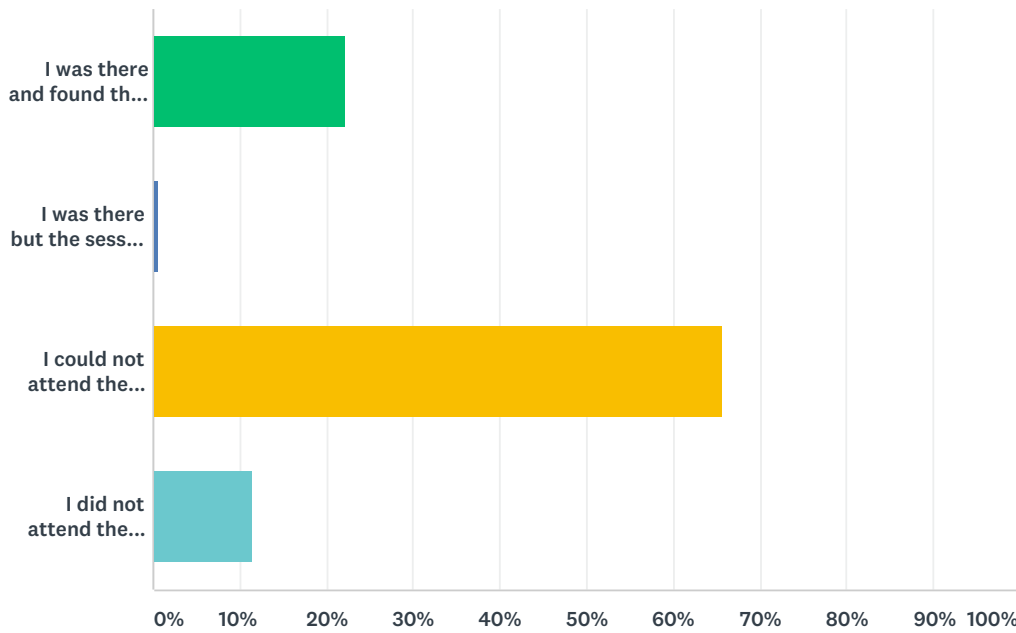
ANSWER CHOICES	RESPONSES	
Yes, IAML should make the annual congress shorter.	36.84%	56
No, IAML should stick to its traditional Sunday to Friday congress format.	17.11%	26
I have no strong opinion about this.	46.05%	70
TOTAL		152

Q18 Can you give specific reasons why the length of the annual congress should be changed (or left unchanged)?

Answered: 57 Skipped: 96

Q19 The "Hot topics" session (consisting of brief presentations rather than regular 20-minute papers) was offered in Riga for the second time.

Answered: 149 Skipped: 4



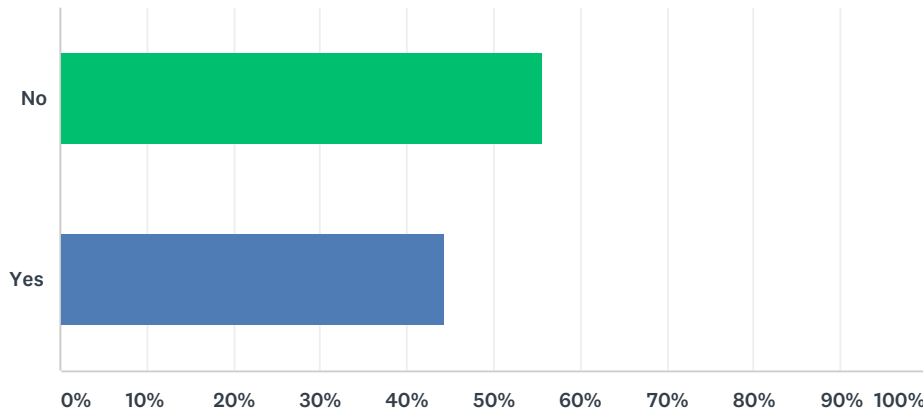
ANSWER CHOICES	RESPONSES	
I was there and found the session useful.	22.15%	33
I was there but the session did not meet my expectations.	0.67%	1
I could not attend the session but find this a good idea.	65.77%	98
I did not attend the session and I am not convinced by the idea.	11.41%	17
TOTAL		149

Q20 During the congress in Vienna (2013) IAML changed from a three-tier structure to a two-tier structure after abolishing the Council. As a result the outline of the General Assembly has changed and we would appreciate your views on how it is organized now. What should we spend more time on? What could be cut shorter?

Answered: 40 Skipped: 113

Q21 Do you think that some of the reports of insitutional and subject sections, committees, study groups etc. should be presented orally at the General Assembly?

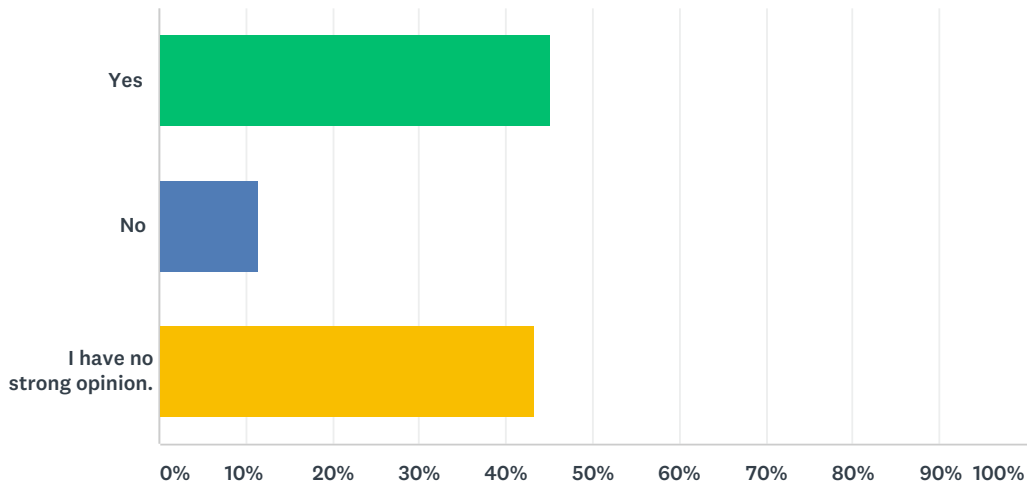
Answered: 133 Skipped: 20



ANSWER CHOICES	RESPONSES	
No	55.64%	74
Yes	44.36%	59
TOTAL		133

Q22 In Riga we elected new officers (chair, vice-chair, secretary) for IAML’s institutional and subject sessions the traditional way: through open election at the beginning of a congress session organized by the respective section. Do you find this method of election appropriate?

Answered: 148 Skipped: 5



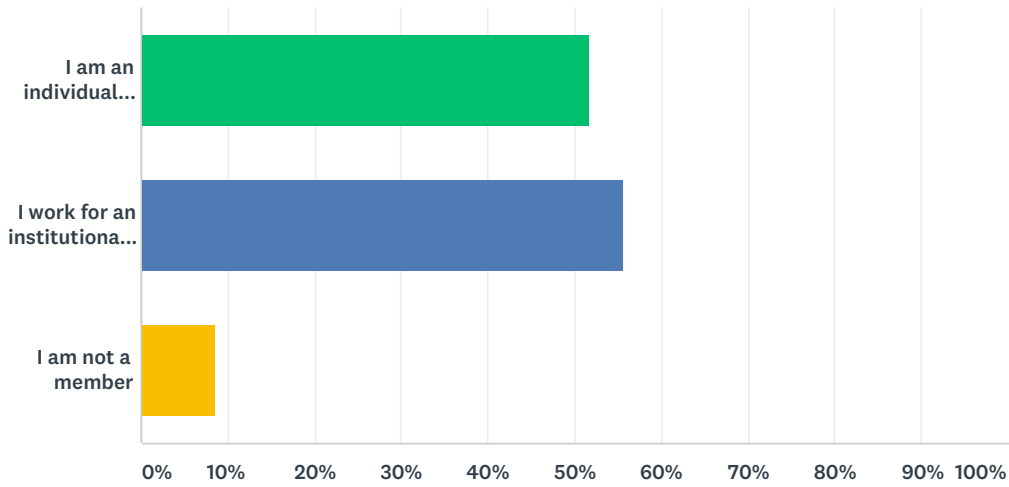
ANSWER CHOICES	RESPONSES	
Yes	45.27%	67
No	11.49%	17
I have no strong opinion.	43.24%	64
TOTAL		148

Q23 Whether you are overall satisfied with the present method of election or not, do you have any suggestions for improving the process?

Answered: 44 Skipped: 109

Q24 What is your IAML membership status?

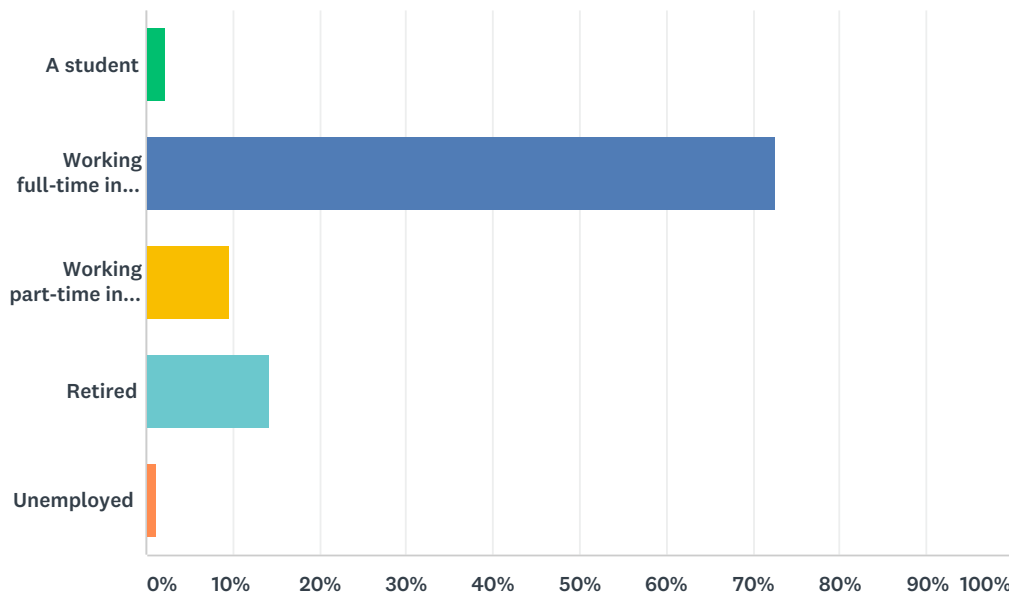
Answered: 153 Skipped: 0



ANSWER CHOICES	RESPONSES	
I am an individual member	51.63%	79
I work for an institutional/corporate member	55.56%	85
I am not a member	8.50%	13
Total Respondents: 153		

Q25 If you are an individual member, are you?

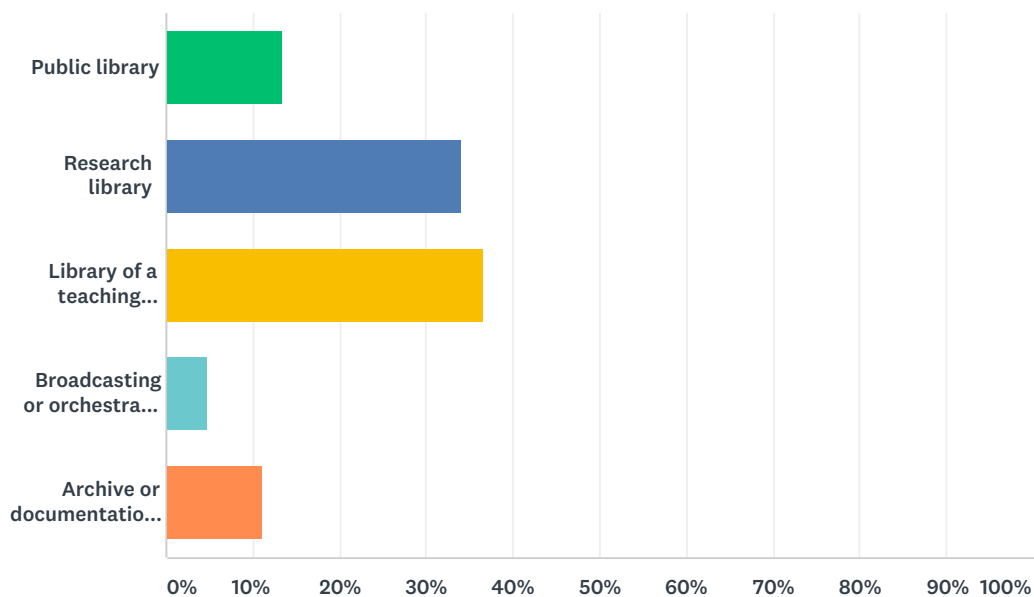
Answered: 84 Skipped: 69



ANSWER CHOICES	RESPONSES	
A student	2.38%	2
Working full-time in a library, archive or documentation centre	72.62%	61
Working part-time in a library, archive or documentation centre	9.52%	8
Retired	14.29%	12
Unemployed	1.19%	1
TOTAL		84

Q26 In what type of institution do you work (or did you work before retirement)?

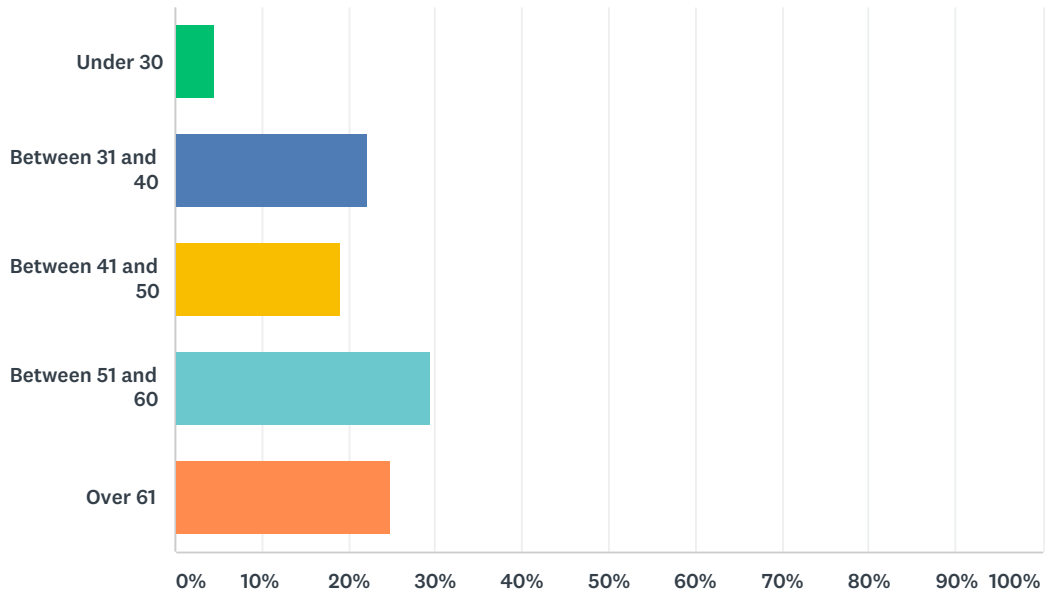
Answered: 126 Skipped: 27



ANSWER CHOICES	RESPONSES	
Public library	13.49%	17
Research library	34.13%	43
Library of a teaching institution	36.51%	46
Broadcasting or orchestra library	4.76%	6
Archive or documentation centre	11.11%	14
TOTAL		126

Q27 What is your age group?

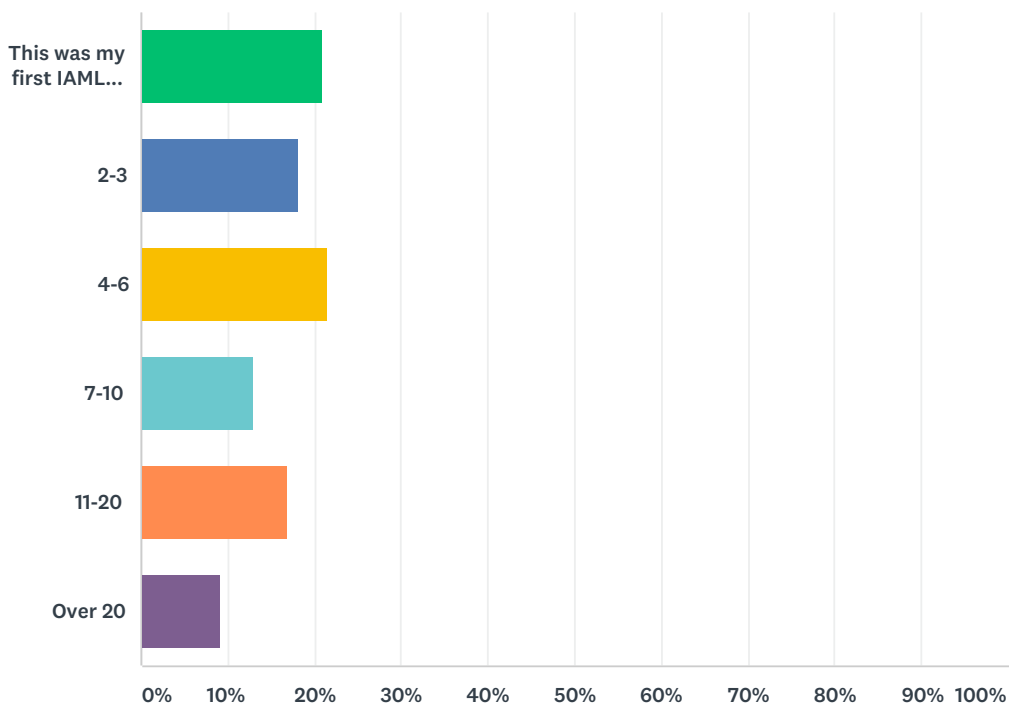
Answered: 153 Skipped: 0



ANSWER CHOICES	RESPONSES	
Under 30	4.58%	7
Between 31 and 40	22.22%	34
Between 41 and 50	18.95%	29
Between 51 and 60	29.41%	45
Over 61	24.84%	38
TOTAL		153

Q28 How many annual congresses of IAML have you attended?

Answered: 153 Skipped: 0



ANSWER CHOICES	RESPONSES	
This was my first IAML congress	20.92%	32
2-3	18.30%	28
4-6	21.57%	33
7-10	13.07%	20
11-20	16.99%	26
Over 20	9.15%	14
TOTAL		153

Q29 Please, feel free to add any further comments you have on the Riga congress or on IAML congresses in general. You could cover any topics not specifically addressed in the questions above. Any suggestions on how we could improve our annual meetings are most welcome.

Answered: 41 Skipped: 112