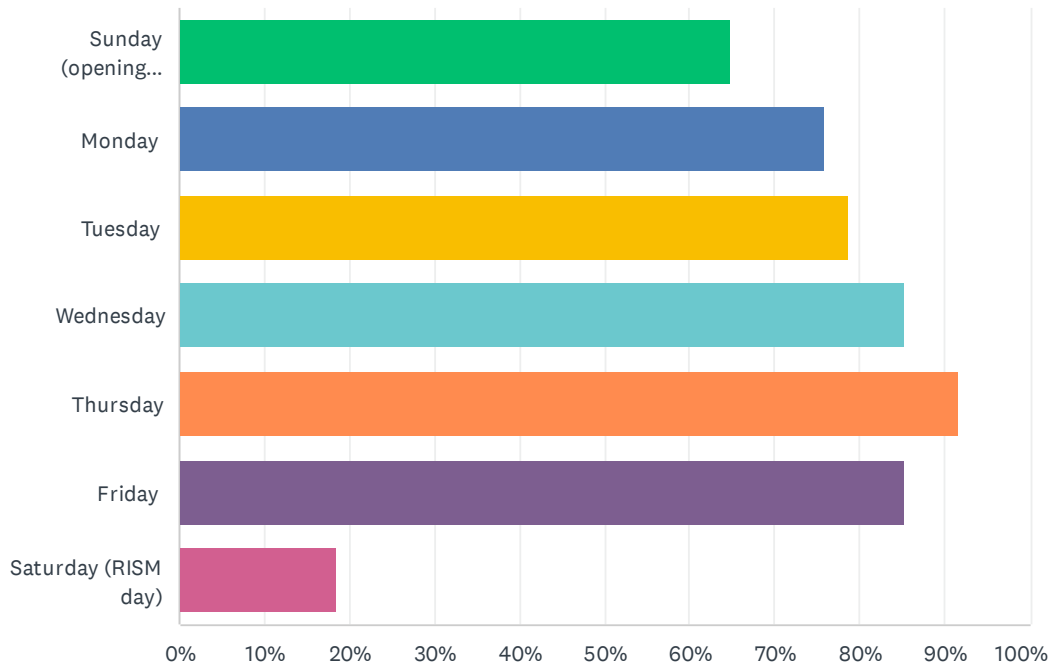


## Q1 Which days of the congress programme did you attend? Please select all that apply.

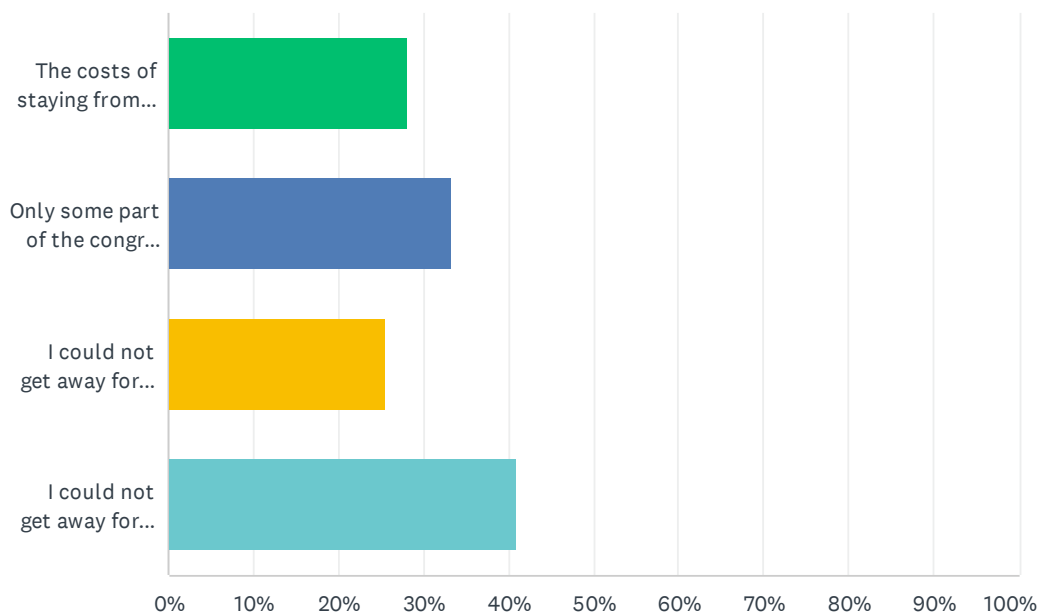
Answered: 108 Skipped: 0



ANSWER CHOICES	RESPONSES	
Sunday (opening ceremony and reception)	64.81%	70
Monday	75.93%	82
Tuesday	78.70%	85
Wednesday	85.19%	92
Thursday	91.67%	99
Friday	85.19%	92
Saturday (RISM day)	18.52%	20
Total Respondents: 108		

## Q2 If you did not attend the congress from beginning to end, what was your motivation for doing so?

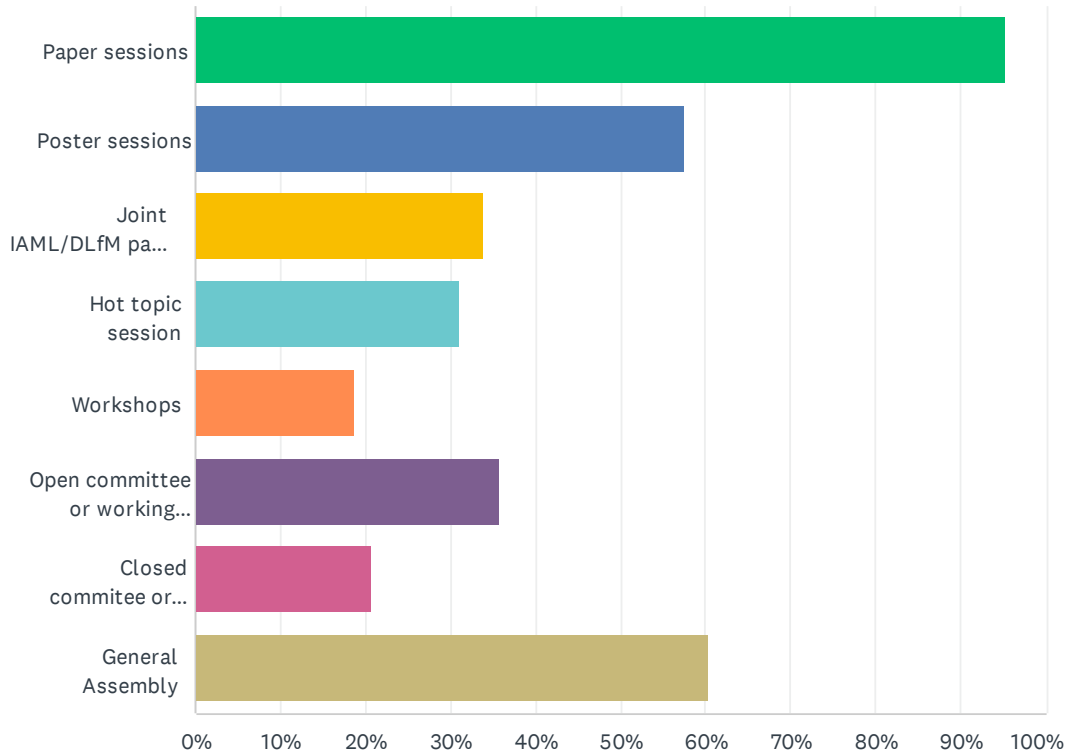
Answered: 39 Skipped: 69



ANSWER CHOICES	RESPONSES	
The costs of staying from Sunday to Friday seemed too high.	28.21%	11
Only some part of the congress programme was of interest to me.	33.33%	13
I could not get away for so many days from my job.	25.64%	10
I could not get away for so many days from home for private reasons.	41.03%	16
Total Respondents: 39		

### Q3 What did you attend? Please select all that apply.

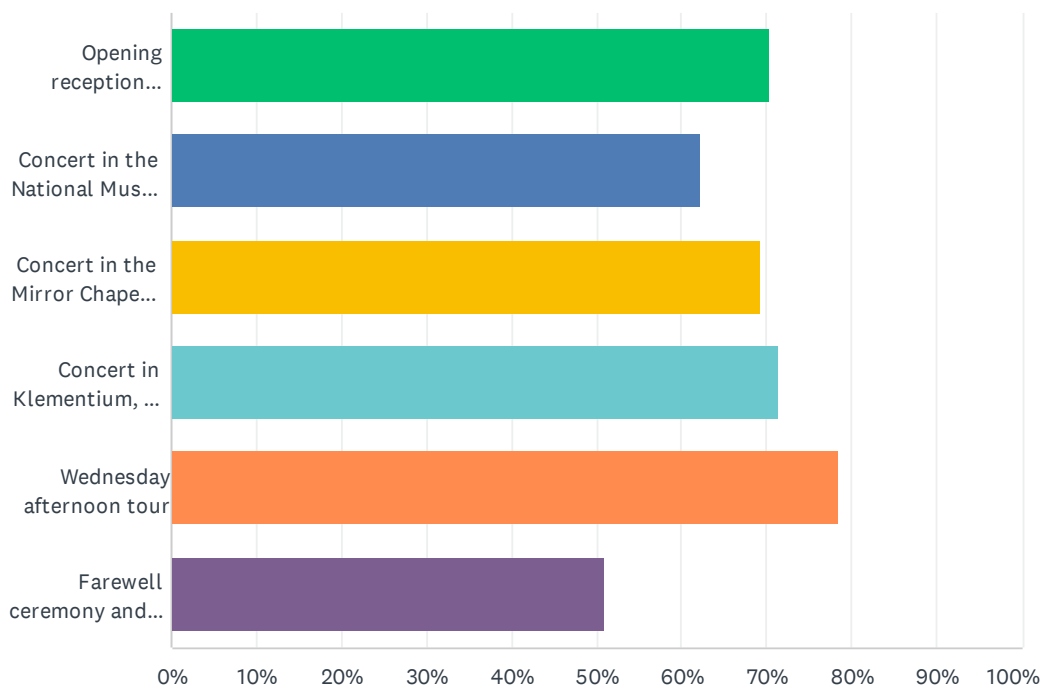
Answered: 106 Skipped: 2



ANSWER CHOICES	RESPONSES	
Paper sessions	95.28%	101
Poster sessions	57.55%	61
Joint IAML/DLfm paper session	33.96%	36
Hot topic session	31.13%	33
Workshops	18.87%	20
Open committee or working sessions	35.85%	38
Closed committee or working sessions	20.75%	22
General Assembly	60.38%	64
Total Respondents: 106		

### Q4 How much of the social programme did you attend? Please select all that apply.

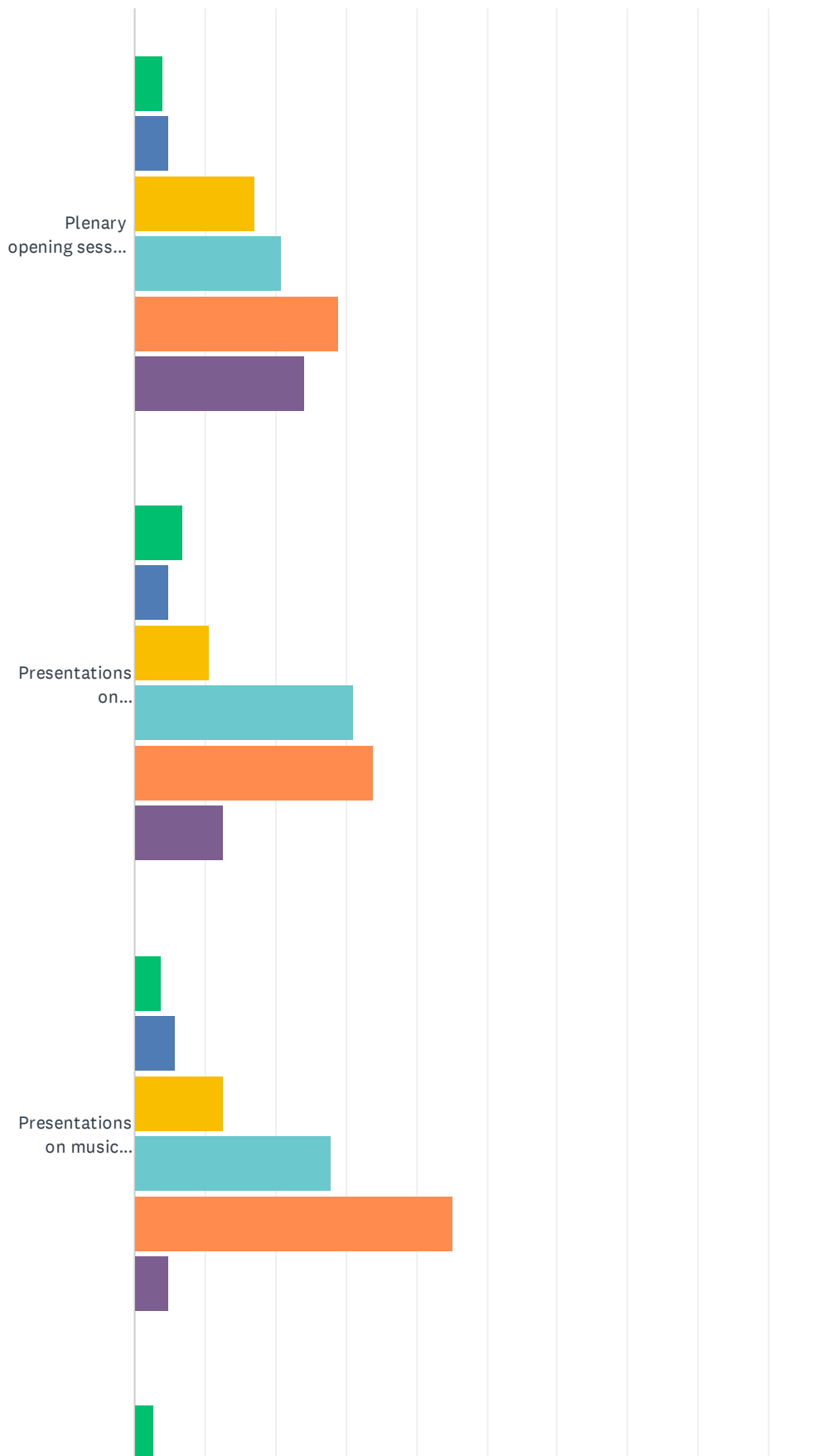
Answered: 98 Skipped: 10

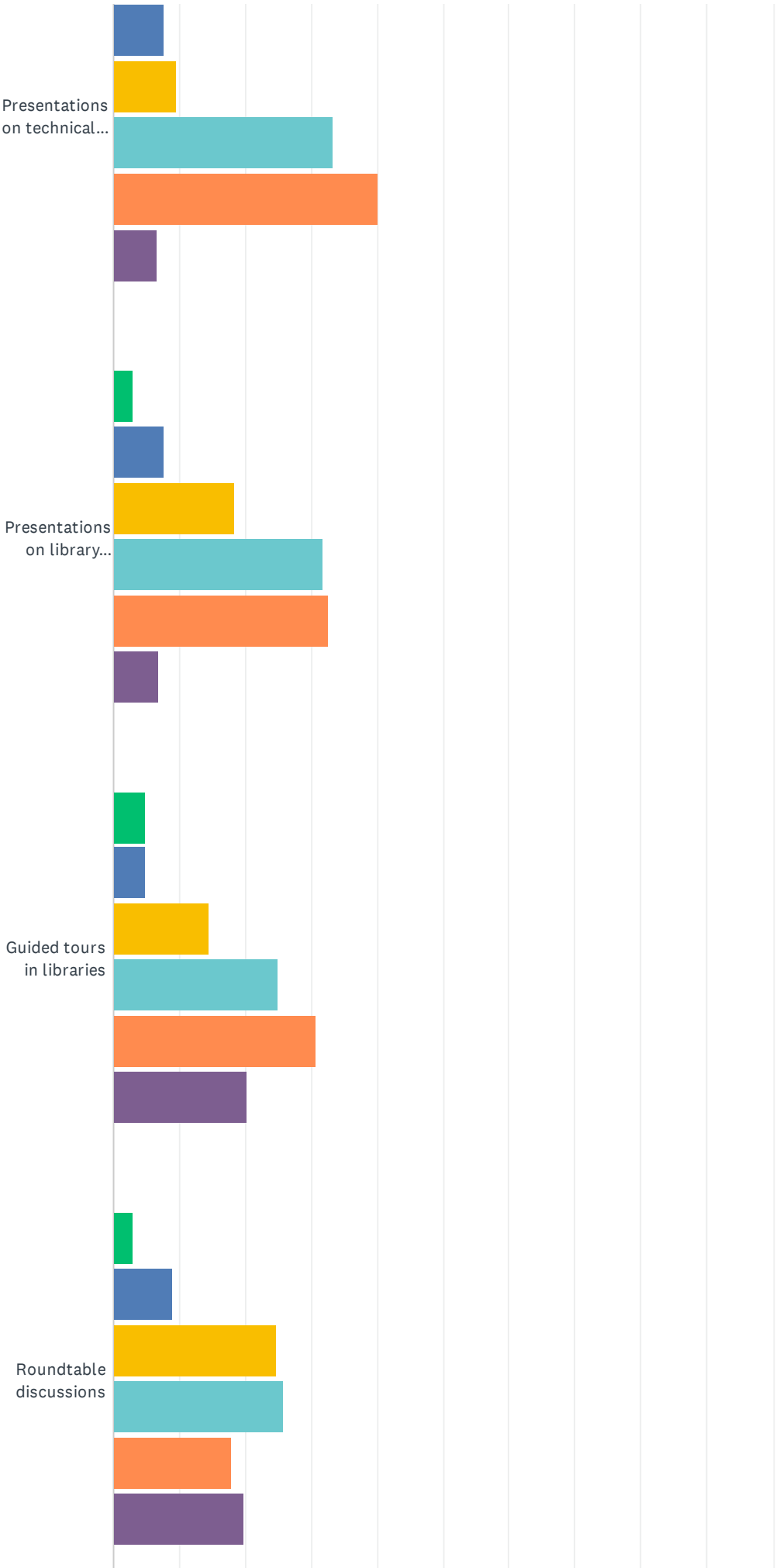


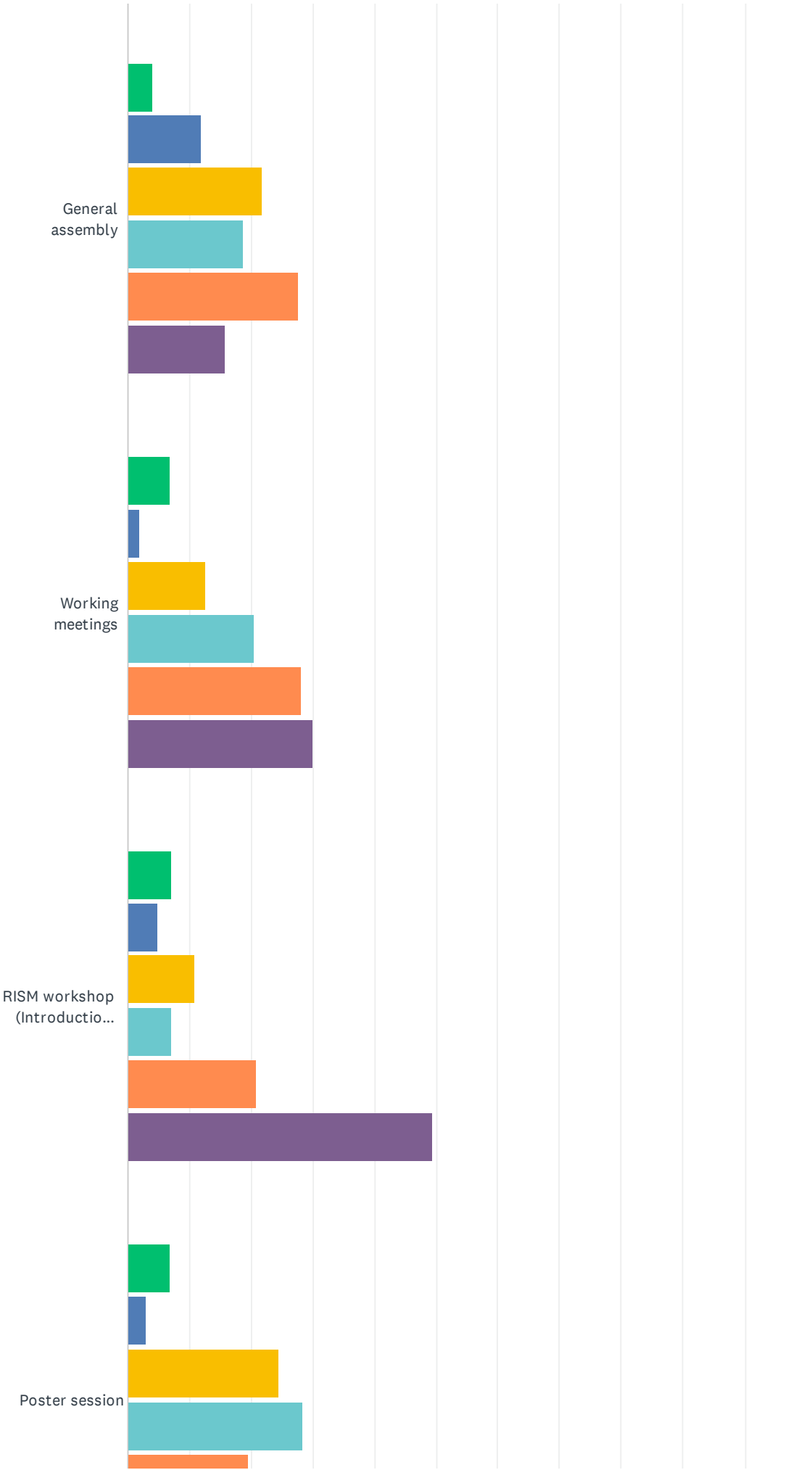
ANSWER CHOICES	RESPONSES	
Opening reception (Sunday)	70.41%	69
Concert in the National Museum (Monday evening)	62.24%	61
Concert in the Mirror Chapel (Tuesday evening)	69.39%	68
Concert in Klementium, St. Salvator Church (Thursday evening)	71.43%	70
Wednesday afternoon tour	78.57%	77
Farewell ceremony and concert in the Municipal house (Friday evening)	51.02%	50
Total Respondents: 98		

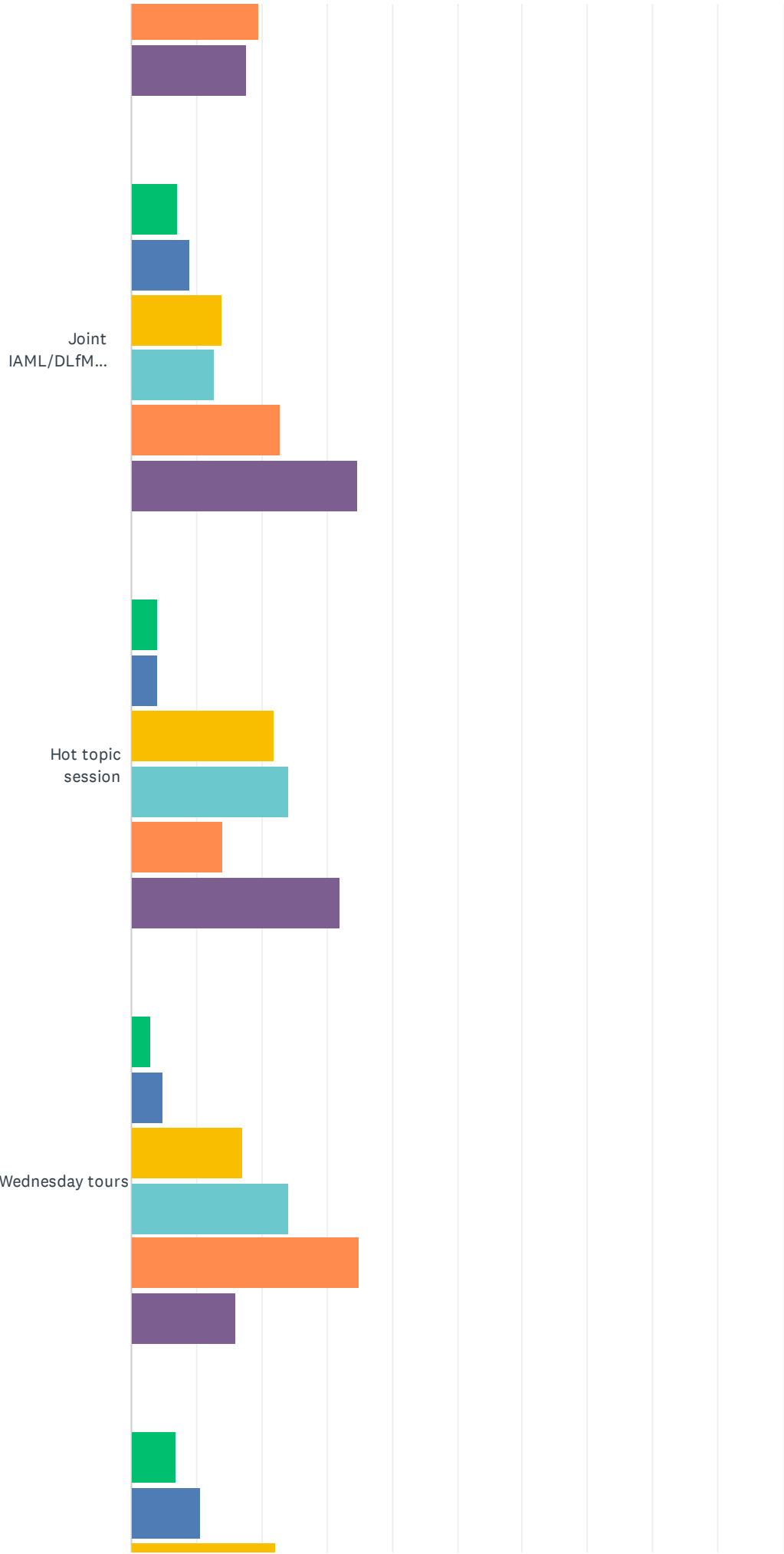
### Q5 Please rate the following items from 1 (least important) to 5 (most important) in terms of their importance to you.

Answered: 106 Skipped: 2

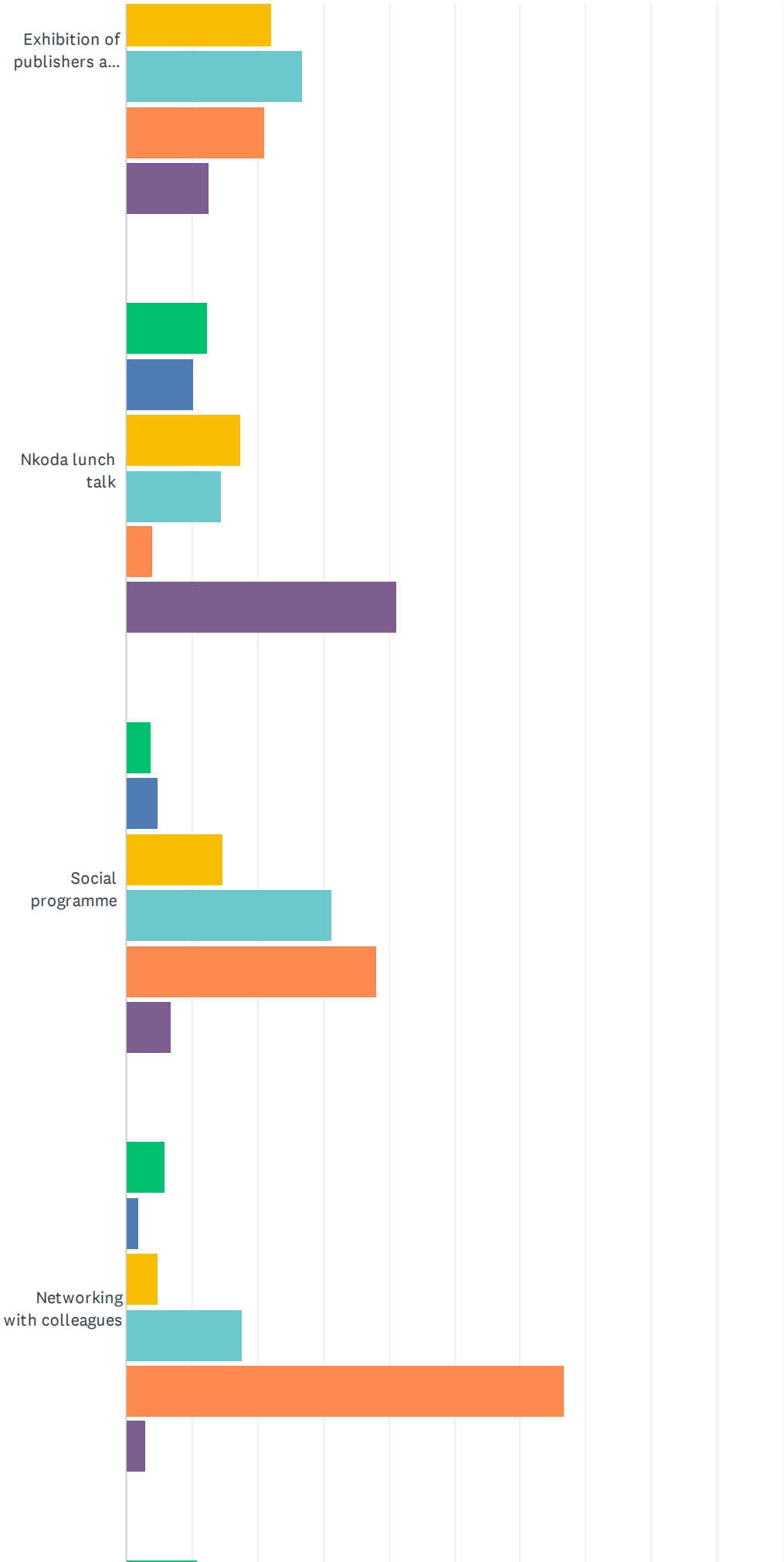




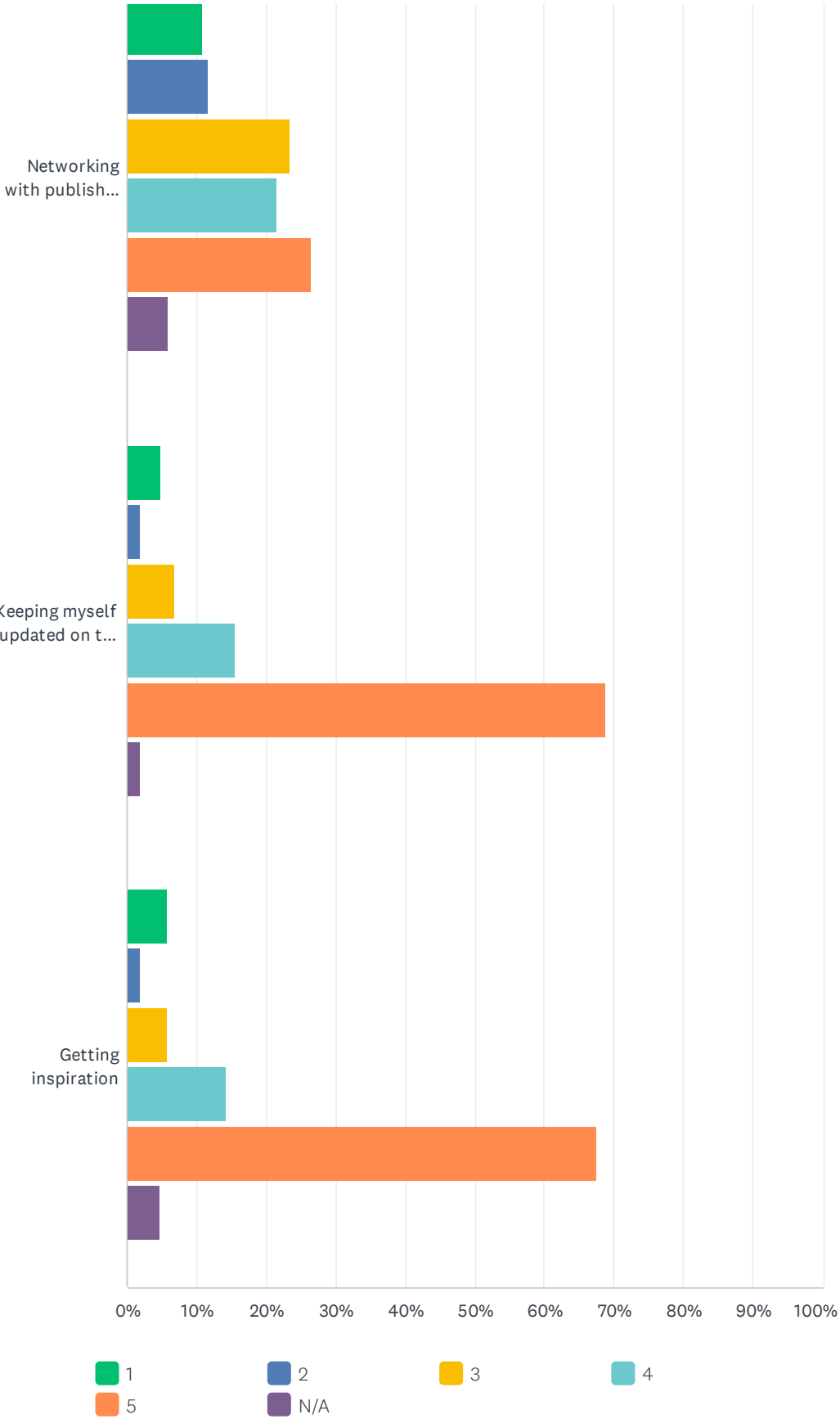








IAML Congress Survey 2022

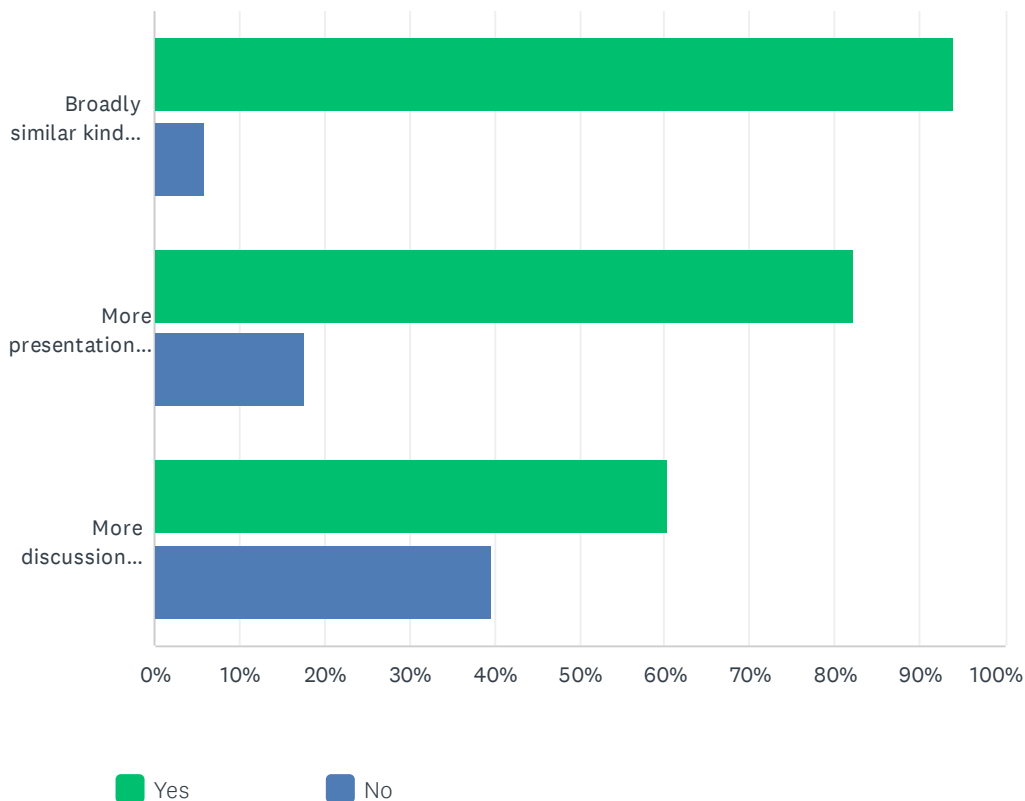


IAML Congress Survey 2022

	1	2	3	4	5	N/A	TOTAL
Plenary opening session on Monday morning	4.00% 4	5.00% 5	17.00% 17	21.00% 21	29.00% 29	24.00% 24	100
Presentations on librarianship and library policy	6.80% 7	4.85% 5	10.68% 11	31.07% 32	33.98% 35	12.62% 13	103
Presentations on music research	3.85% 4	5.77% 6	12.50% 13	27.88% 29	45.19% 47	4.81% 5	104
Presentations on technical developments	2.86% 3	7.62% 8	9.52% 10	33.33% 35	40.00% 42	6.67% 7	105
Presentations on library collections	2.88% 3	7.69% 8	18.27% 19	31.73% 33	32.69% 34	6.73% 7	104
Guided tours in libraries	4.81% 5	4.81% 5	14.42% 15	25.00% 26	30.77% 32	20.19% 21	104
Roundtable discussions	2.97% 3	8.91% 9	24.75% 25	25.74% 26	17.82% 18	19.80% 20	101
General assembly	3.96% 4	11.88% 12	21.78% 22	18.81% 19	27.72% 28	15.84% 16	101
Working meetings	6.80% 7	1.94% 2	12.62% 13	20.39% 21	28.16% 29	30.10% 31	103
RISM workshop (Introduction to MUSCAT)	6.93% 7	4.95% 5	10.89% 11	6.93% 7	20.79% 21	49.50% 50	101
Poster session	6.86% 7	2.94% 3	24.51% 25	28.43% 29	19.61% 20	17.65% 18	102
Joint IAML/DLfm session	6.93% 7	8.91% 9	13.86% 14	12.87% 13	22.77% 23	34.65% 35	101
Hot topic session	4.00% 4	4.00% 4	22.00% 22	24.00% 24	14.00% 14	32.00% 32	100
Wednesday tours	3.00% 3	5.00% 5	17.00% 17	24.00% 24	35.00% 35	16.00% 16	100
Exhibition of publishers and vendors	6.73% 7	10.58% 11	22.12% 23	26.92% 28	21.15% 22	12.50% 13	104
Nkoda lunch talk	12.37% 12	10.31% 10	17.53% 17	14.43% 14	4.12% 4	41.24% 40	97
Social programme	3.92% 4	4.90% 5	14.71% 15	31.37% 32	38.24% 39	6.86% 7	102
Networking with colleagues	5.88% 6	1.96% 2	4.90% 5	17.65% 18	66.67% 68	2.94% 3	102
Networking with publishers and vendors	10.78% 11	11.76% 12	23.53% 24	21.57% 22	26.47% 27	5.88% 6	102
Keeping myself updated on the profession	4.85% 5	1.94% 2	6.80% 7	15.53% 16	68.93% 71	1.94% 2	103
Getting inspiration	5.71% 6	1.90% 2	5.71% 6	14.29% 15	67.62% 71	4.76% 5	105

## Q6 What would you like to see in future congresses?

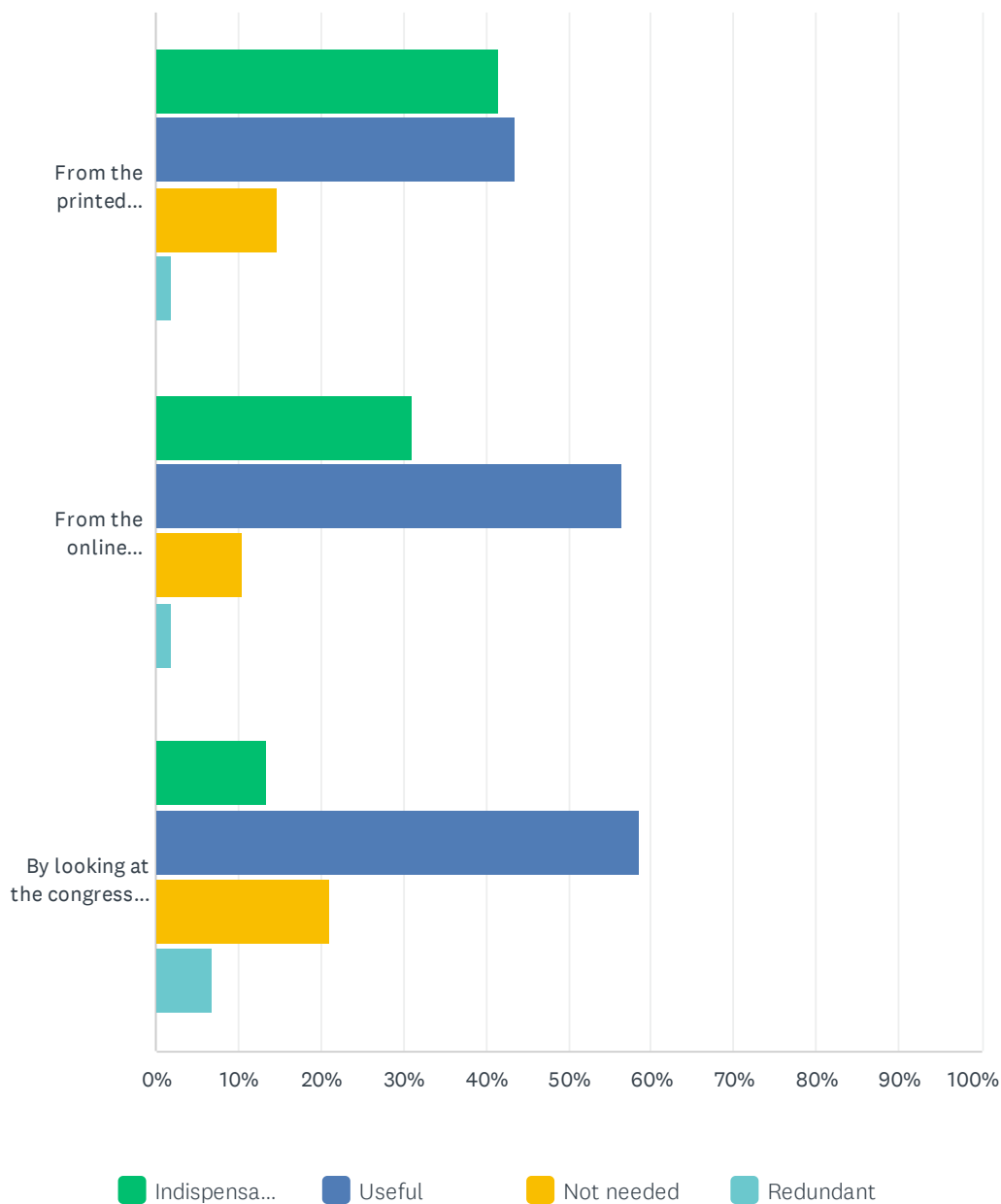
Answered: 104 Skipped: 4



	YES	NO	TOTAL
Broadly similar kinds of content	94.12% 96	5.88% 6	102
More presentations on practical issues	82.22% 74	17.78% 16	90
More discussion during the sessions	60.44% 55	39.56% 36	91

## Q7 How did you keep yourself informed about the programme during the congress?

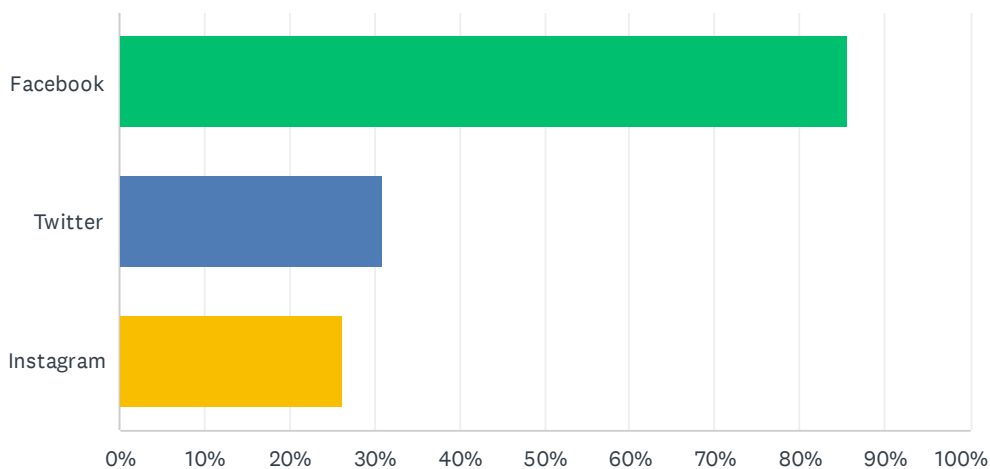
Answered: 108 Skipped: 0



	INDISPENSABLE	USEFUL	NOT NEEDED	REDUNDANT	TOTAL RESPONDENTS
From the printed programme book	41.67% 45	43.52% 47	14.81% 16	1.85% 2	108
From the online programme (sched.com)	31.13% 33	56.60% 60	10.38% 11	1.89% 2	106
By looking at the congress notice board besides the registration desk	13.46% 14	58.65% 61	21.15% 22	6.73% 7	104

### Q8 Did you use social media during the congress? Please select all that apply.

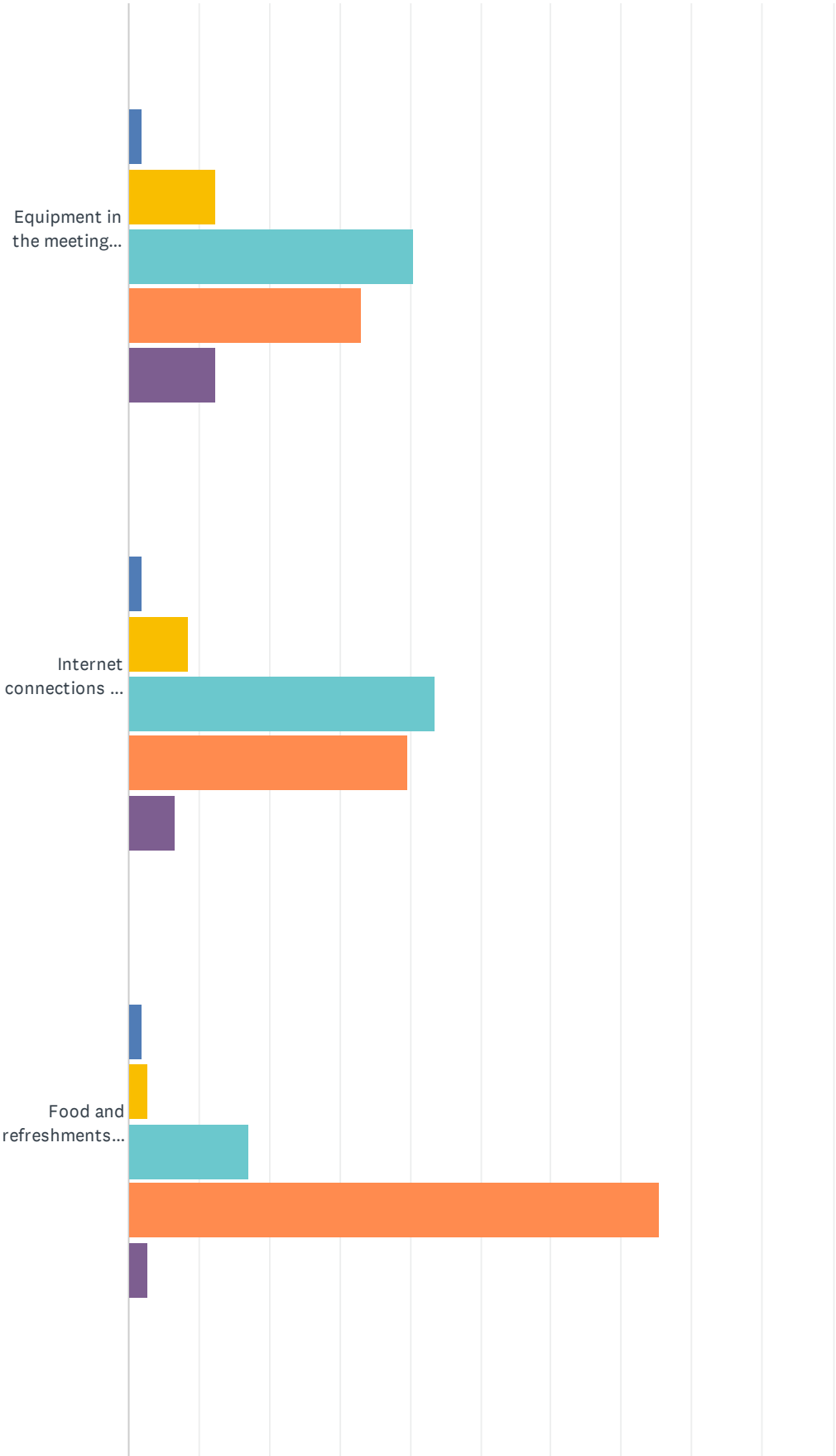
Answered: 42 Skipped: 66



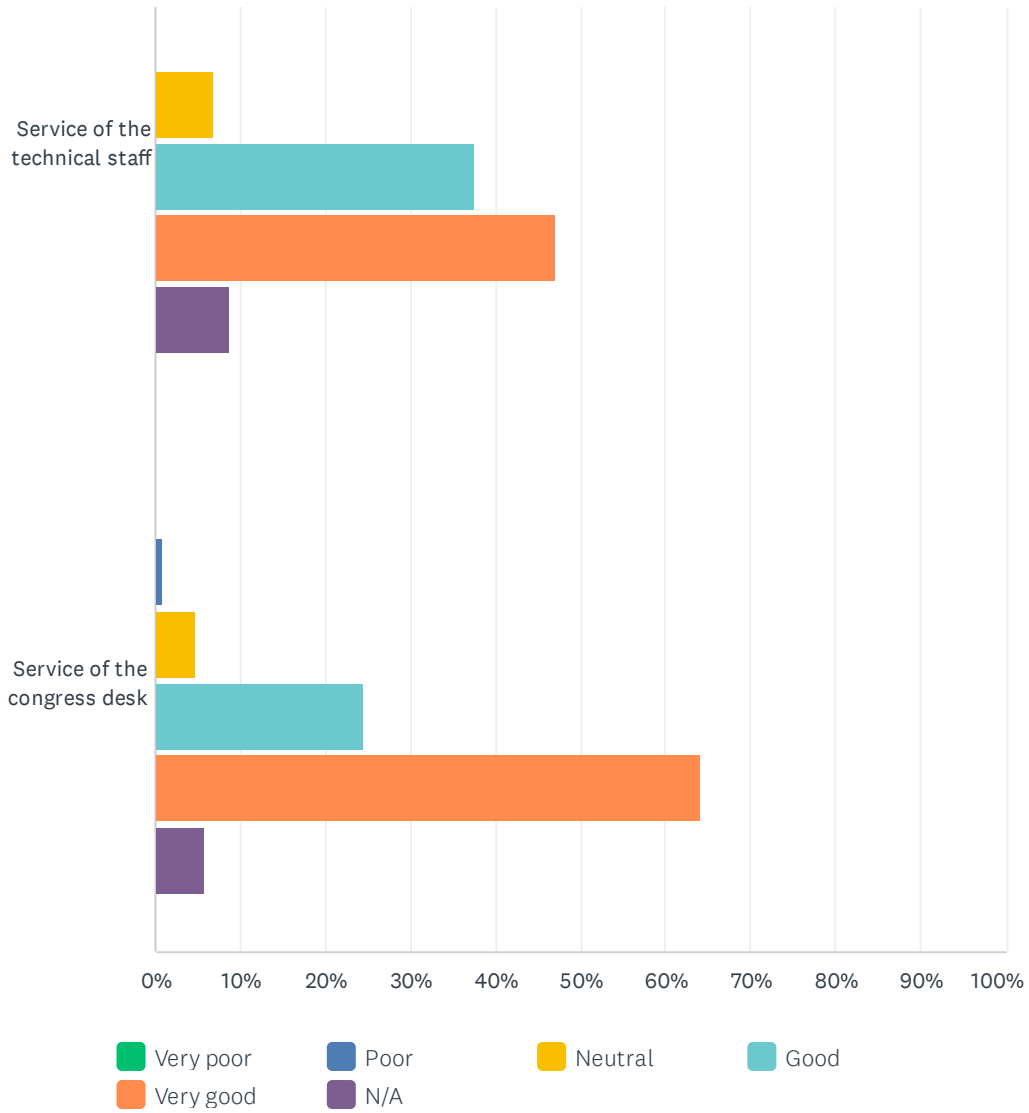
ANSWER CHOICES	RESPONSES	
Facebook	85.71%	36
Twitter	30.95%	13
Instagram	26.19%	11
Total Respondents: 42		

# Q9 How would you rate the accommodation and services at the congress venue?

Answered: 106 Skipped: 2



## IAML Congress Survey 2022

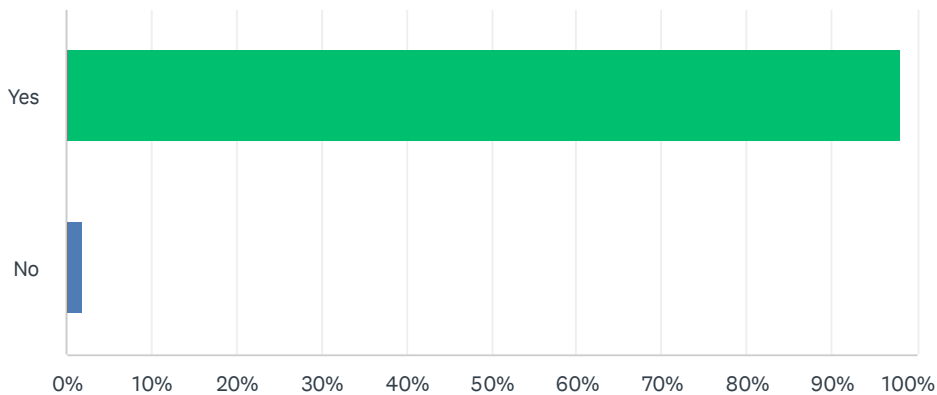


	VERY POOR	POOR	NEUTRAL	GOOD	VERY GOOD	N/A	TOTAL
Equipment in the meeting rooms	0.00% 0	1.89% 2	12.26% 13	40.57% 43	33.02% 35	12.26% 13	106
Internet connections on site	0.00% 0	1.89% 2	8.49% 9	43.40% 46	39.62% 42	6.60% 7	106
Food and refreshments during breaks	0.00% 0	1.89% 2	2.83% 3	16.98% 18	75.47% 80	2.83% 3	106
Service of the technical staff	0.00% 0	0.00% 0	6.73% 7	37.50% 39	47.12% 49	8.65% 9	104
Service of the congress desk	0.00% 0	0.94% 1	4.72% 5	24.53% 26	64.15% 68	5.66% 6	106



### Q10 Would you recommend your colleagues in your home country to attend the IAML congress?

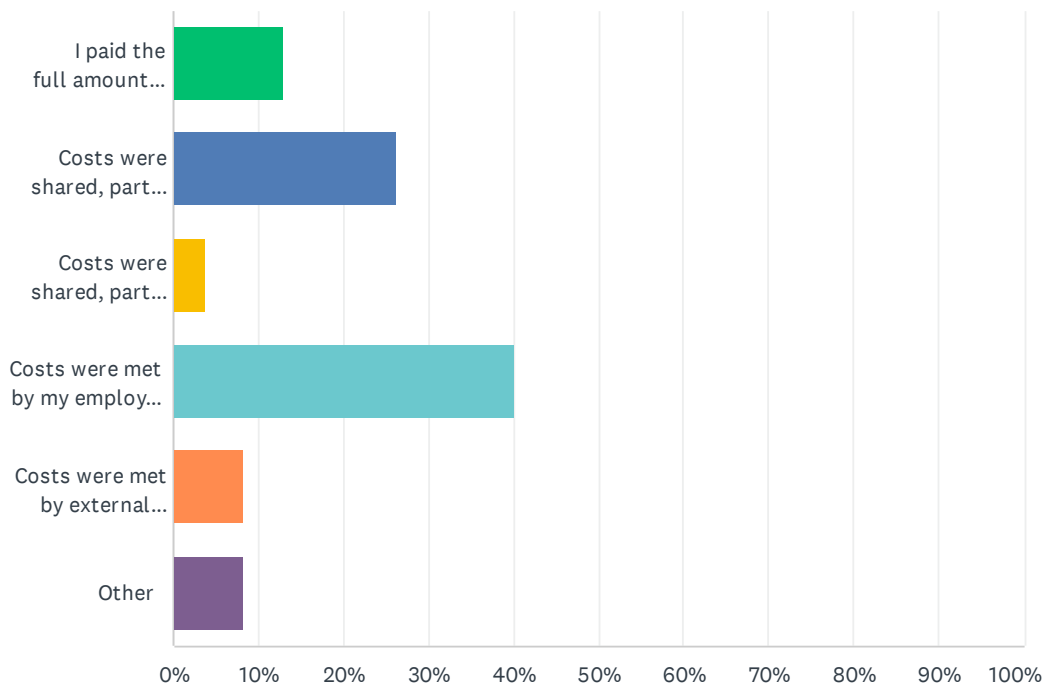
Answered: 107 Skipped: 1



ANSWER CHOICES	RESPONSES	
Yes	98.13%	105
No	1.87%	2
TOTAL		107

## Q11 How was payment made for attending the congress?

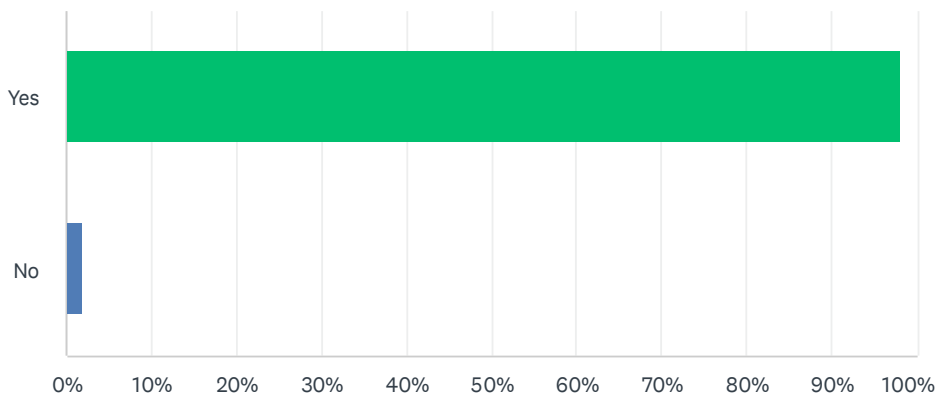
Answered: 107 Skipped: 1



ANSWER CHOICES	RESPONSES	
I paid the full amount (registration, hotel and travel costs)	13.08%	14
Costs were shared, partly by me, partly by my employer	26.17%	28
Costs were shared, partly by me, partly by external funding	3.74%	4
Costs were met by my employer for the full amount	40.19%	43
Costs were met by external funding for the full amount	8.41%	9
Other	8.41%	9
<b>TOTAL</b>		<b>107</b>

## Q12 Do you think that attending the congress was worthwhile?

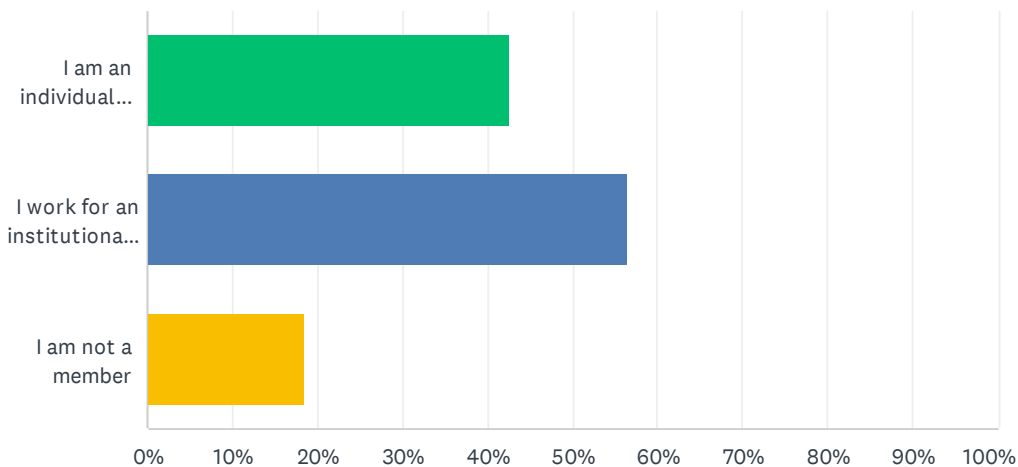
Answered: 107 Skipped: 1



ANSWER CHOICES	RESPONSES	
Yes	98.13%	105
No	1.87%	2
TOTAL		107

### Q13 What is your IAML membership status?

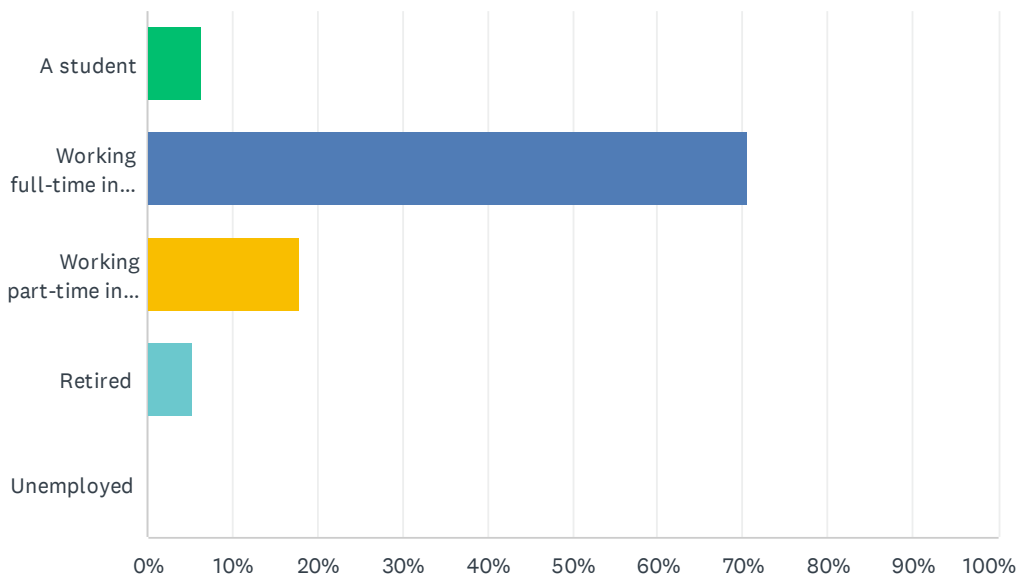
Answered: 108 Skipped: 0



ANSWER CHOICES	RESPONSES	
I am an individual member	42.59%	46
I work for an institutional/corporate member	56.48%	61
I am not a member	18.52%	20
Total Respondents: 108		

## Q14 What is your working status?

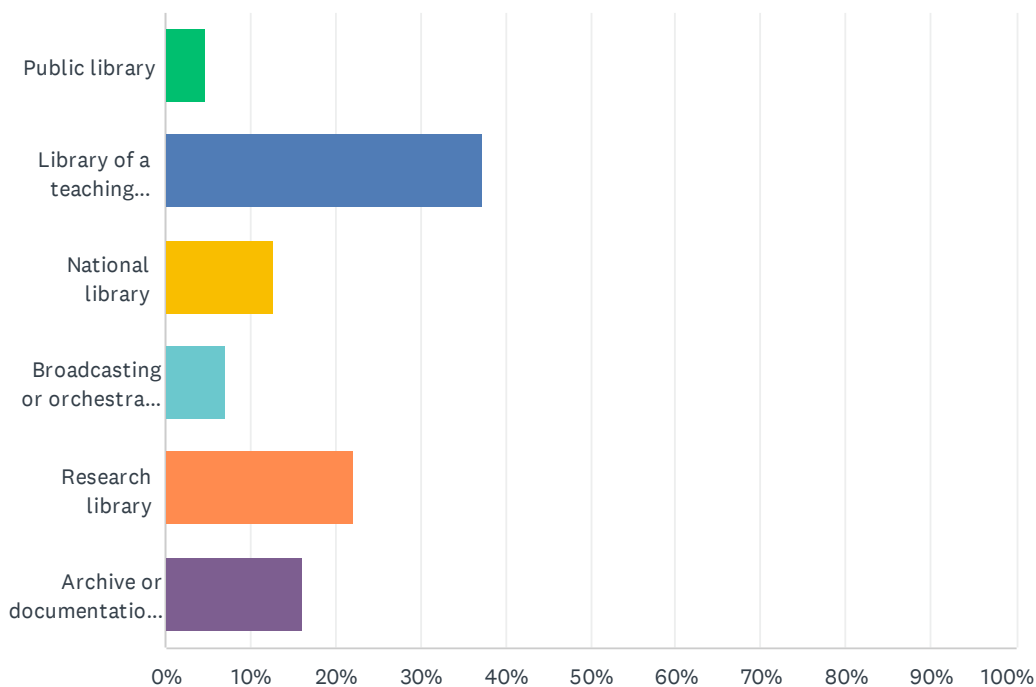
Answered: 95 Skipped: 13



ANSWER CHOICES	RESPONSES	
A student	6.32%	6
Working full-time in a library, archive or documentation centre	70.53%	67
Working part-time in a library, archive or documentation centre	17.89%	17
Retired	5.26%	5
Unemployed	0.00%	0
<b>TOTAL</b>		<b>95</b>

### Q15 In what type of institution do you work (or did you work before retirement)?

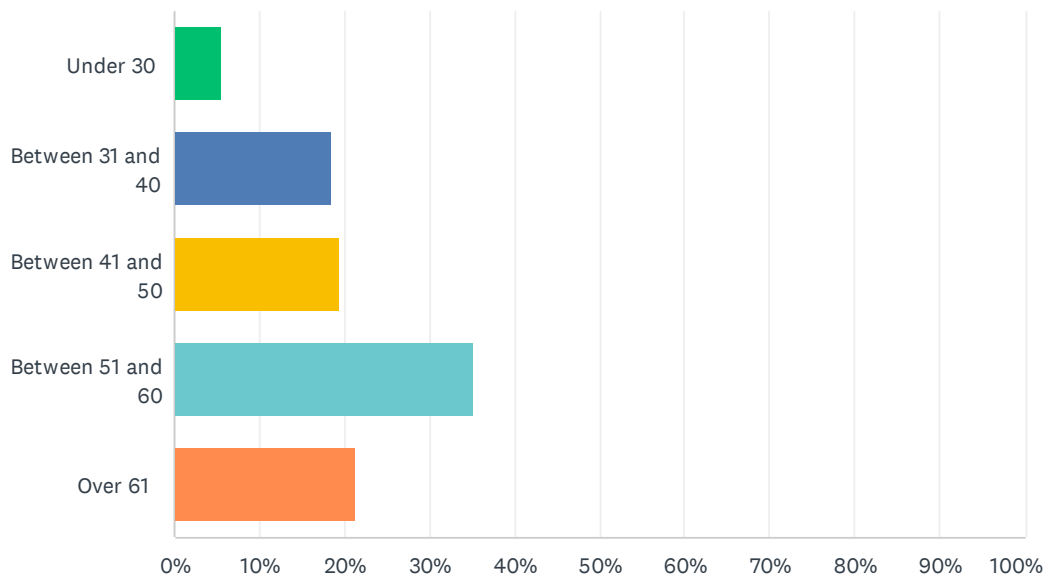
Answered: 86 Skipped: 22



ANSWER CHOICES	RESPONSES	
Public library	4.65%	4
Library of a teaching institution	37.21%	32
National library	12.79%	11
Broadcasting or orchestra library	6.98%	6
Research library	22.09%	19
Archive or documentation centre	16.28%	14
<b>TOTAL</b>		<b>86</b>

## Q16 What is your age group?

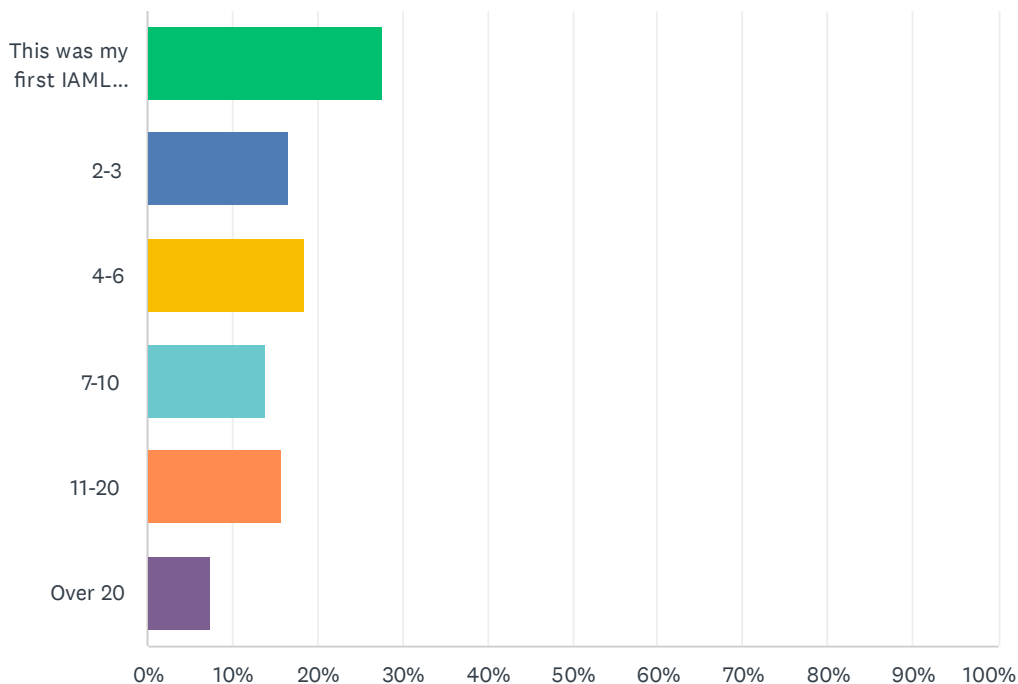
Answered: 108 Skipped: 0



ANSWER CHOICES	RESPONSES	
Under 30	5.56%	6
Between 31 and 40	18.52%	20
Between 41 and 50	19.44%	21
Between 51 and 60	35.19%	38
Over 61	21.30%	23
<b>TOTAL</b>		<b>108</b>

## Q17 How many annual congresses of IAML have you attended?

Answered: 108 Skipped: 0



ANSWER CHOICES	RESPONSES	
This was my first IAML congress	27.78%	30
2-3	16.67%	18
4-6	18.52%	20
7-10	13.89%	15
11-20	15.74%	17
Over 20	7.41%	8
<b>TOTAL</b>		<b>108</b>



Q18 Please, feel free to add any further comments you have on the Prague congress or on IAML congresses in general. You could cover any topics not specifically addressed in the questions above. Any suggestions on how we could improve our annual meetings are most welcome.

Answered: 38 Skipped: 70