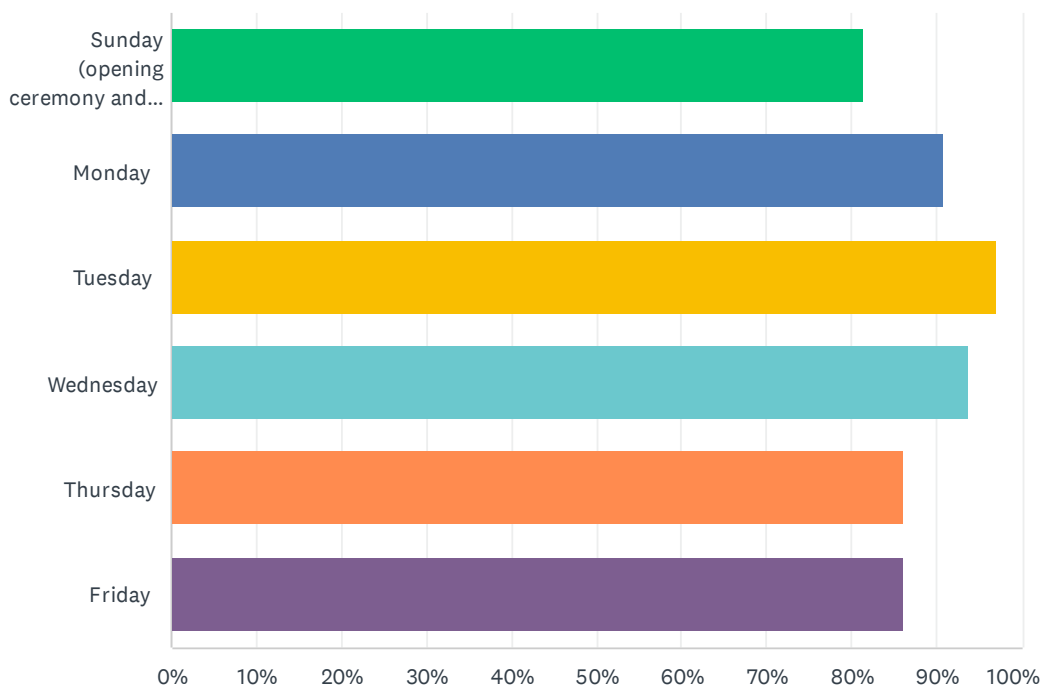


Q1 Which days of the congress programme did you attend? Please select all that apply.

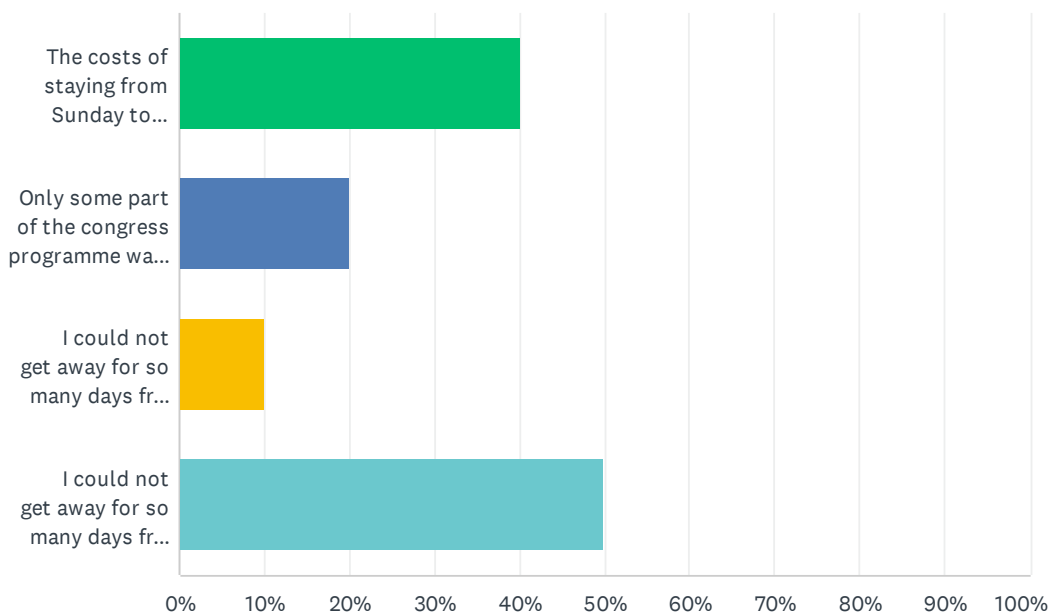
Answered: 65 Skipped: 0



ANSWER CHOICES	RESPONSES	
Sunday (opening ceremony and reception)	81.54%	53
Monday	90.77%	59
Tuesday	96.92%	63
Wednesday	93.85%	61
Thursday	86.15%	56
Friday	86.15%	56
Total Respondents: 65		

Q2 If you did not attend the congress from beginning to end, what was your motivation for doing so?

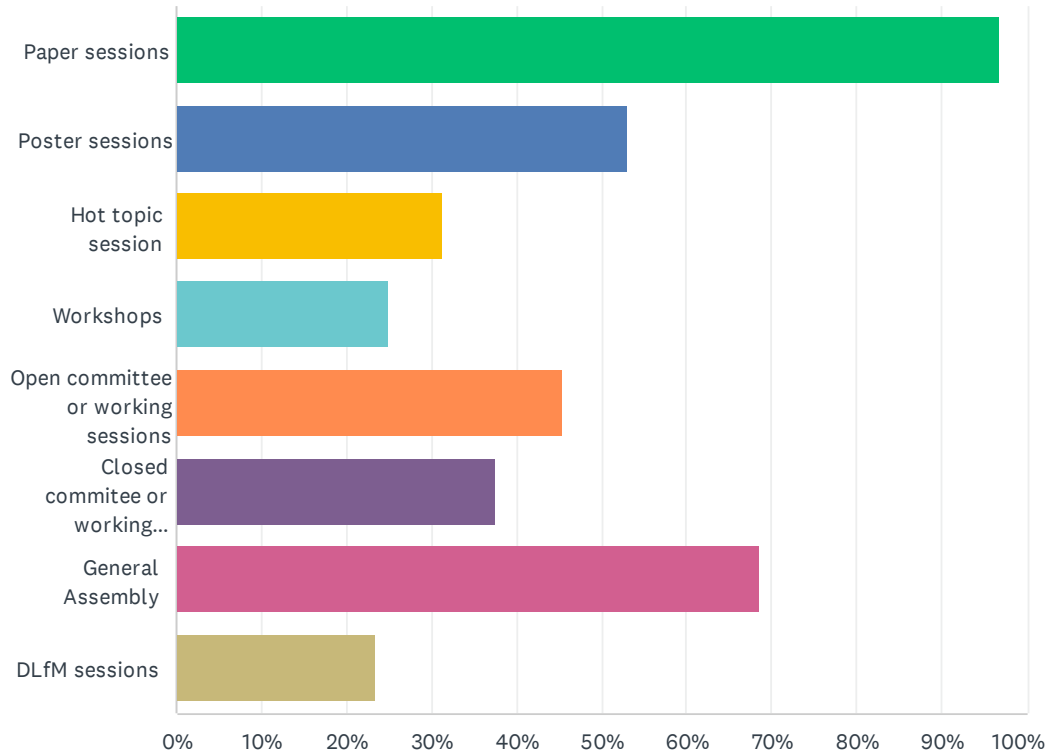
Answered: 10 Skipped: 55



ANSWER CHOICES	RESPONSES	
The costs of staying from Sunday to Friday was too high.	40.00%	4
Only some part of the congress programme was of interest to me.	20.00%	2
I could not get away for so many days from my job.	10.00%	1
I could not get away for so many days from home for private reasons.	50.00%	5
Total Respondents: 10		

Q3 What did you attend? Please select all that apply.

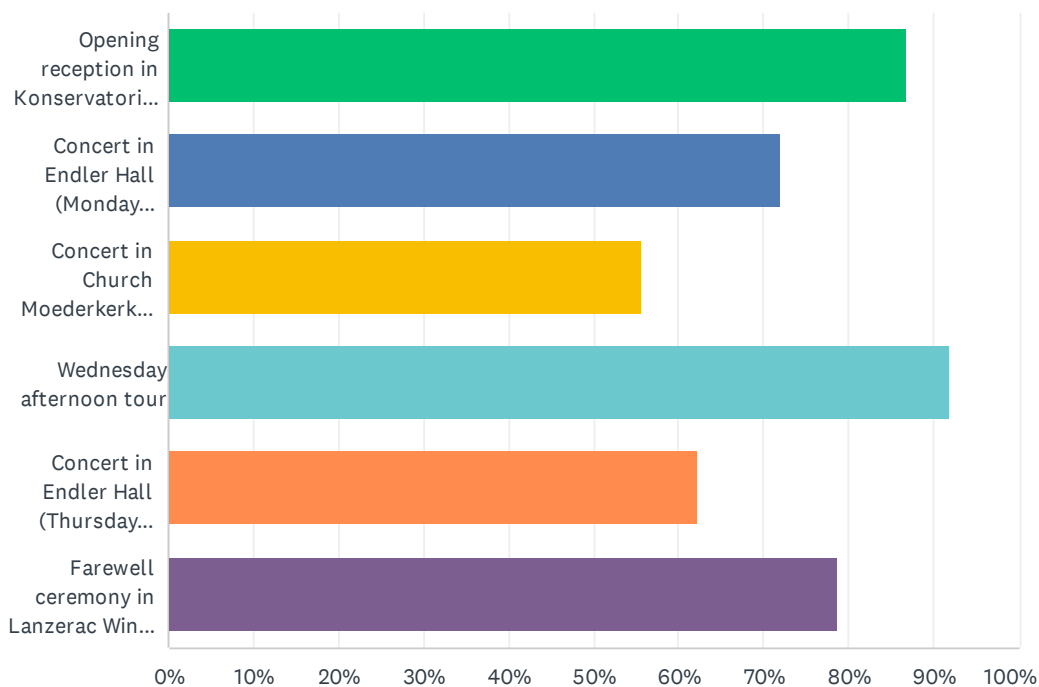
Answered: 64 Skipped: 1



ANSWER CHOICES	RESPONSES
Paper sessions	96.88% 62
Poster sessions	53.13% 34
Hot topic session	31.25% 20
Workshops	25.00% 16
Open committee or working sessions	45.31% 29
Closed committee or working sessions	37.50% 24
General Assembly	68.75% 44
DLfM sessions	23.44% 15
Total Respondents: 64	

Q4 How much of the social programme did you attend? Please select all that apply.

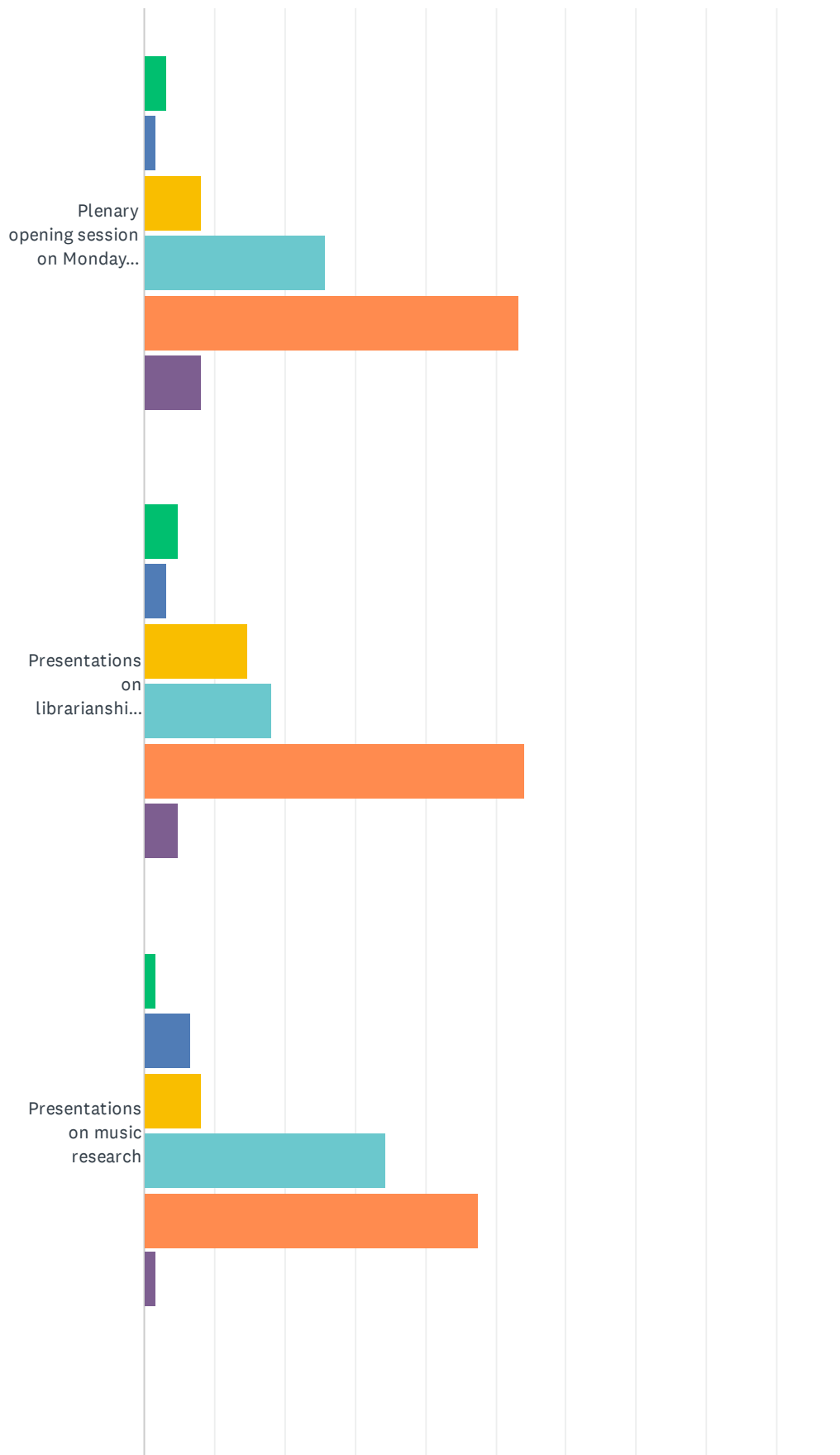
Answered: 61 Skipped: 4



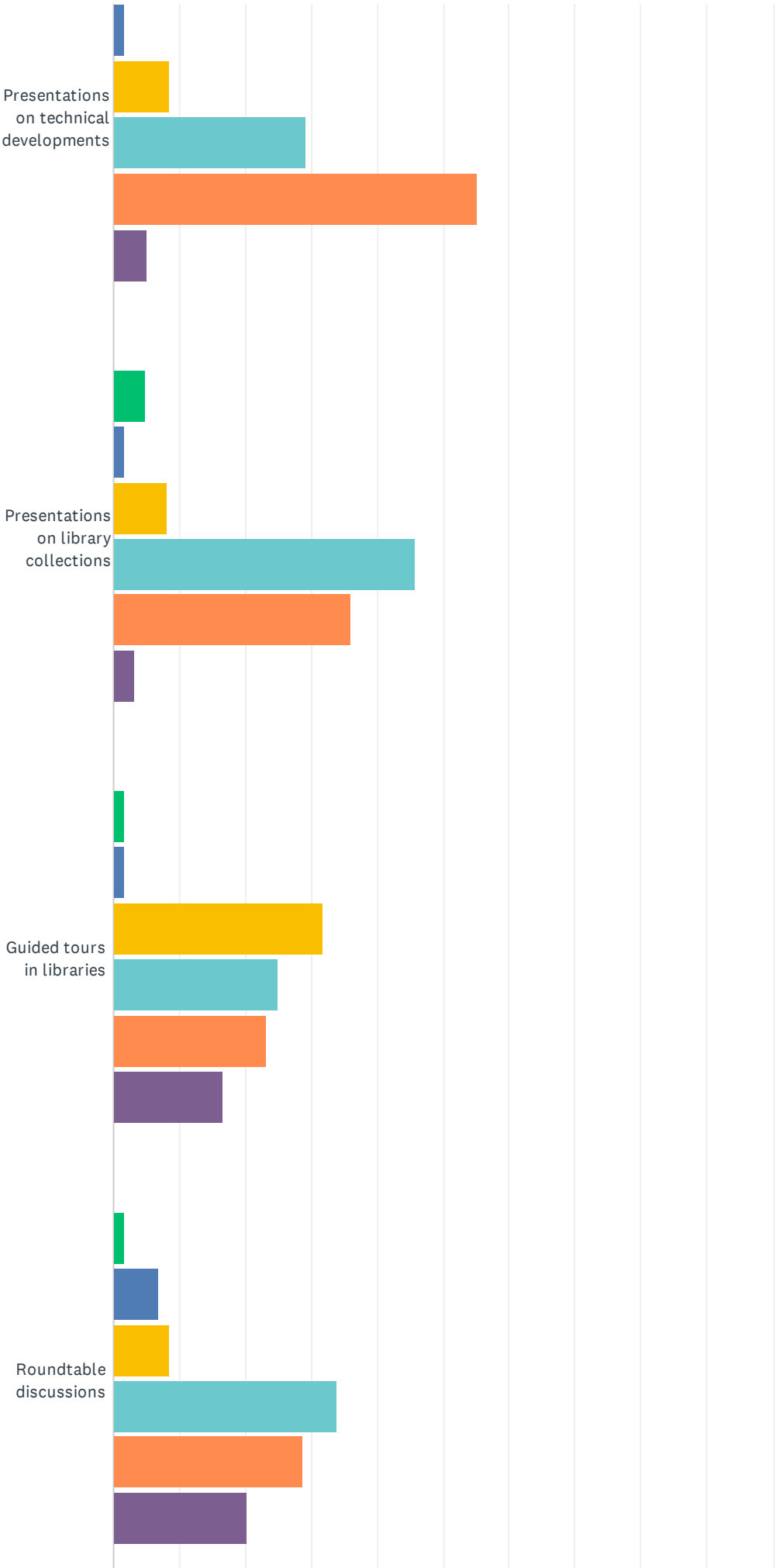
ANSWER CHOICES	RESPONSES	
Opening reception in Konservatorium (Sunday)	86.89%	53
Concert in Endler Hall (Monday evening)	72.13%	44
Concert in Church Moederkerk (Tuesday evening)	55.74%	34
Wednesday afternoon tour	91.80%	56
Concert in Endler Hall (Thursday evening)	62.30%	38
Farewell ceremony in Lanzerac Wine Estate (Friday evening)	78.69%	48
Total Respondents: 61		

Q5 Please rate the following items from 1 (least important) to 5 (most important) in terms of their importance to you.

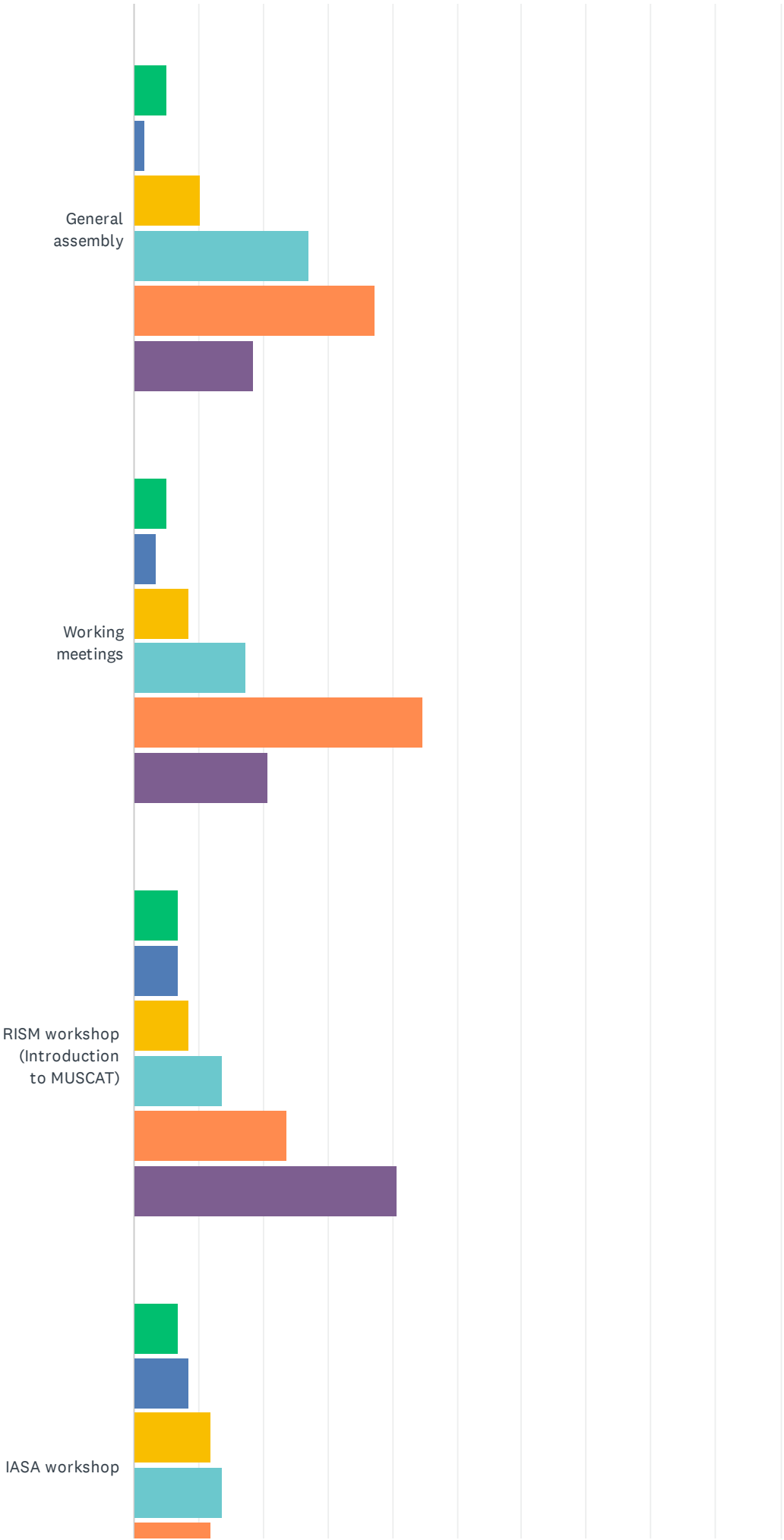
Answered: 64 Skipped: 1



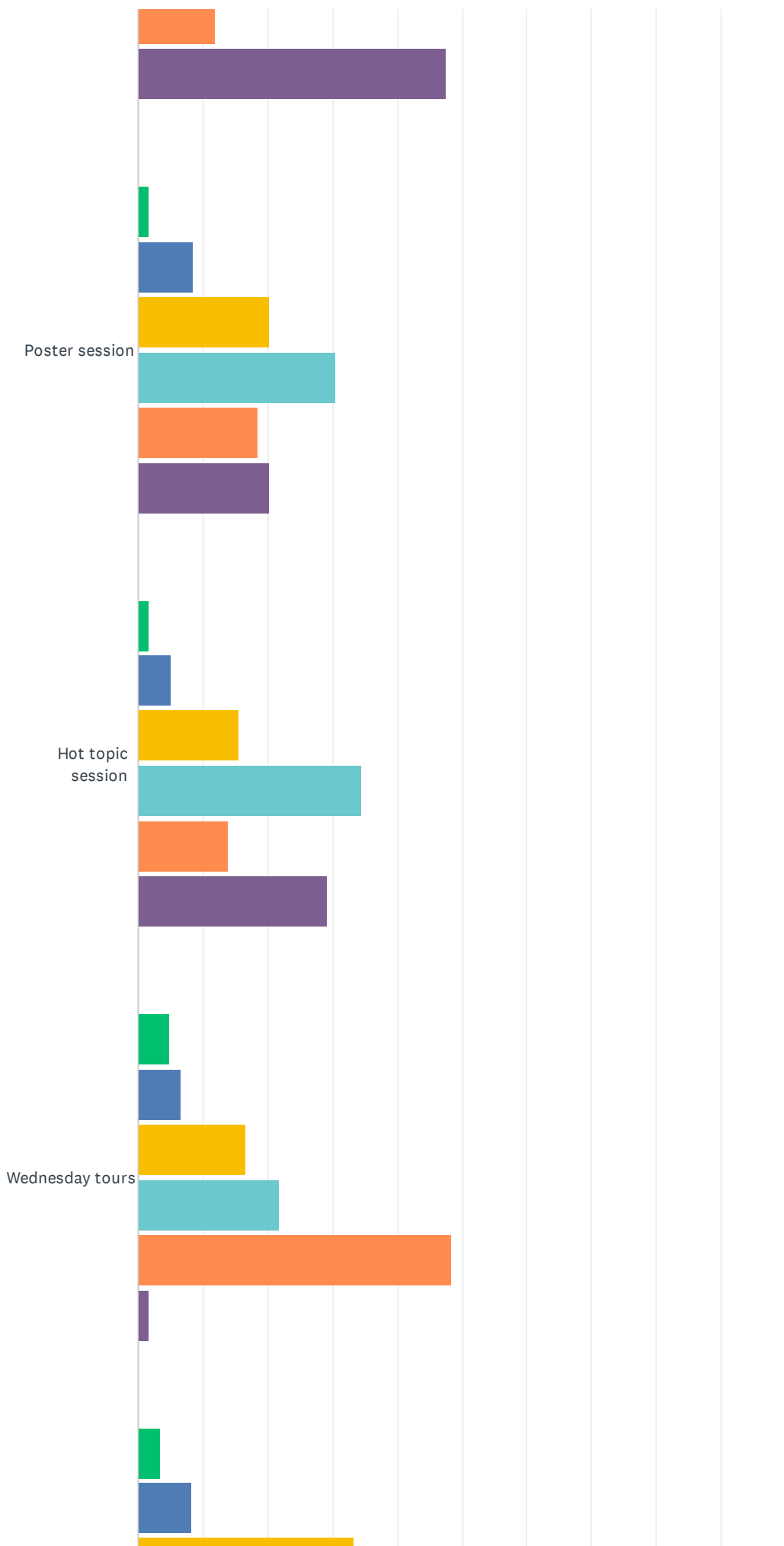
IAML Congress Survey 2024



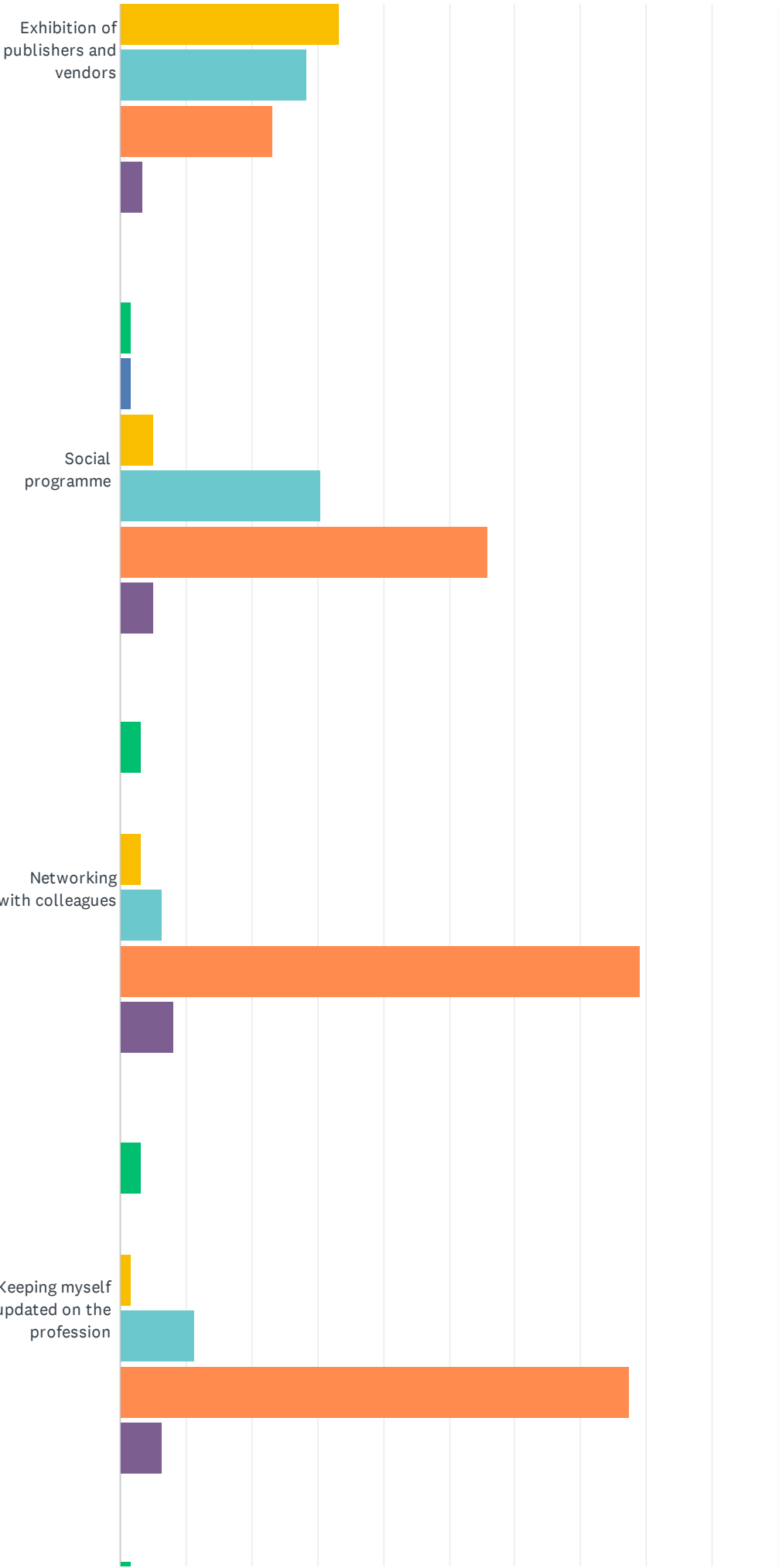
IAML Congress Survey 2024



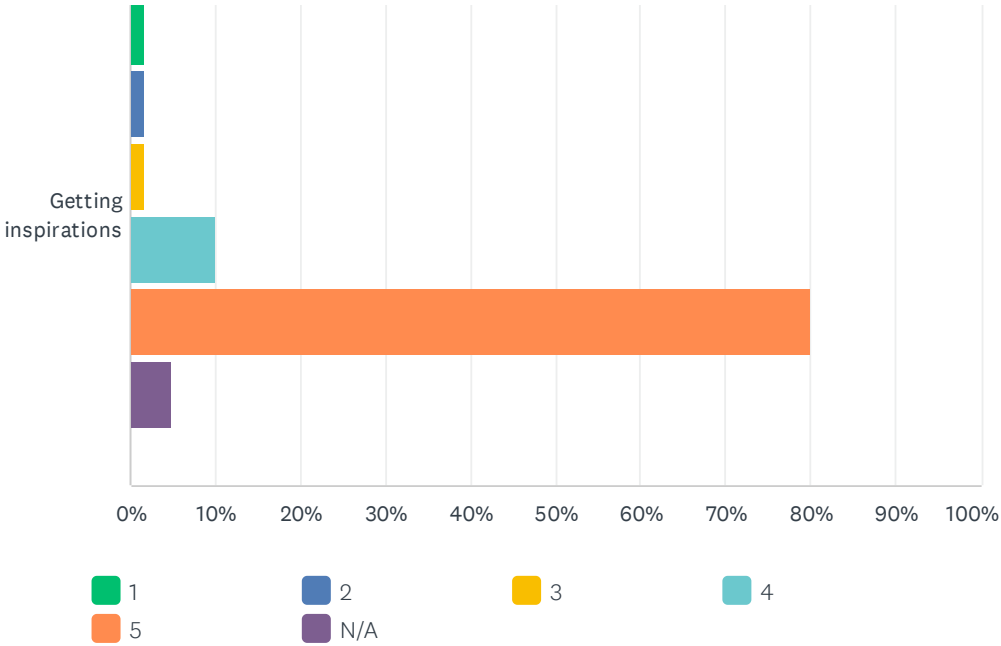
IAML Congress Survey 2024



IAML Congress Survey 2024



IAML Congress Survey 2024

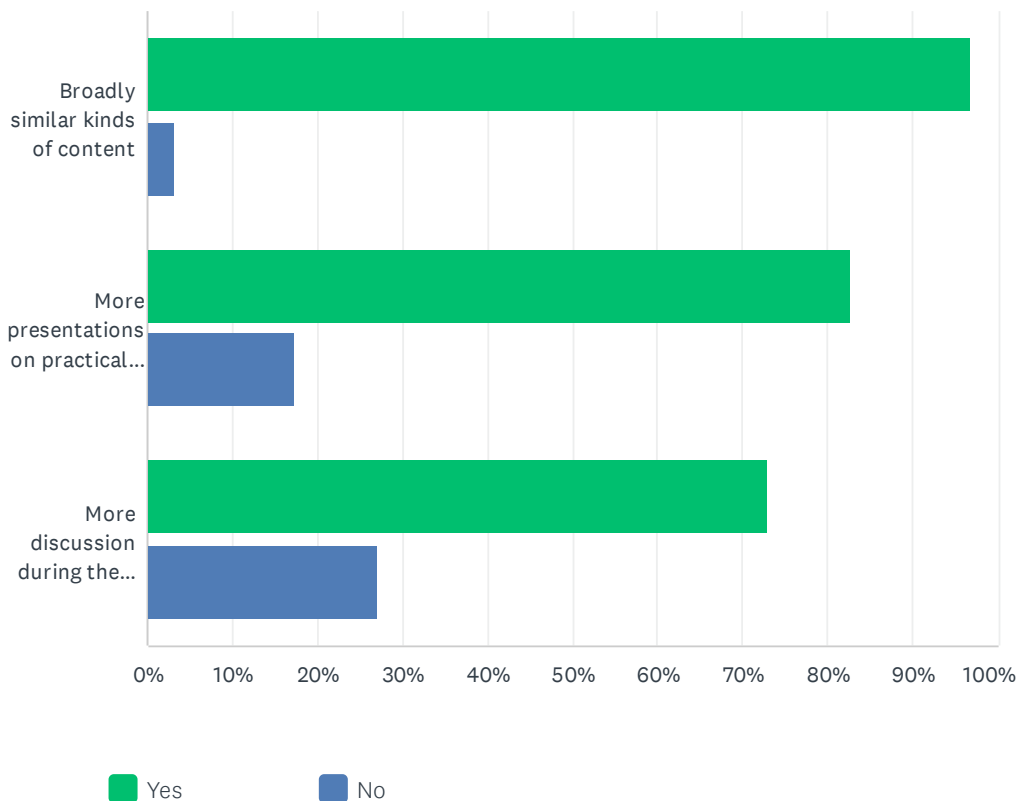


IAML Congress Survey 2024

	1	2	3	4	5	N/A	TOTAL
Plenary opening session on Monday morning	3.23% 2	1.61% 1	8.06% 5	25.81% 16	53.23% 33	8.06% 5	62
Presentations on librarianship and library policy	4.92% 3	3.28% 2	14.75% 9	18.03% 11	54.10% 33	4.92% 3	61
Presentations on music research	1.64% 1	6.56% 4	8.20% 5	34.43% 21	47.54% 29	1.64% 1	61
Presentations on technical developments	0.00% 0	1.72% 1	8.62% 5	29.31% 17	55.17% 32	5.17% 3	58
Presentations on library collections	4.92% 3	1.64% 1	8.20% 5	45.90% 28	36.07% 22	3.28% 2	61
Guided tours in libraries	1.67% 1	1.67% 1	31.67% 19	25.00% 15	23.33% 14	16.67% 10	60
Roundtable discussions	1.69% 1	6.78% 4	8.47% 5	33.90% 20	28.81% 17	20.34% 12	59
General assembly	5.08% 3	1.69% 1	10.17% 6	27.12% 16	37.29% 22	18.64% 11	59
Working meetings	5.17% 3	3.45% 2	8.62% 5	17.24% 10	44.83% 26	20.69% 12	58
RISM workshop (Introduction to MUSCAT)	6.78% 4	6.78% 4	8.47% 5	13.56% 8	23.73% 14	40.68% 24	59
IASA workshop	6.78% 4	8.47% 5	11.86% 7	13.56% 8	11.86% 7	47.46% 28	59
Poster session	1.69% 1	8.47% 5	20.34% 12	30.51% 18	18.64% 11	20.34% 12	59
Hot topic session	1.72% 1	5.17% 3	15.52% 9	34.48% 20	13.79% 8	29.31% 17	58
Wednesday tours	5.00% 3	6.67% 4	16.67% 10	21.67% 13	48.33% 29	1.67% 1	60
Exhibition of publishers and vendors	3.33% 2	8.33% 5	33.33% 20	28.33% 17	23.33% 14	3.33% 2	60
Social programme	1.69% 1	1.69% 1	5.08% 3	30.51% 18	55.93% 33	5.08% 3	59
Networking with colleagues	3.23% 2	0.00% 0	3.23% 2	6.45% 4	79.03% 49	8.06% 5	62
Keeping myself updated on the profession	3.23% 2	0.00% 0	1.61% 1	11.29% 7	77.42% 48	6.45% 4	62
Getting inspirations	1.67% 1	1.67% 1	1.67% 1	10.00% 6	80.00% 48	5.00% 3	60

Q6 What would you like to see in future congresses?

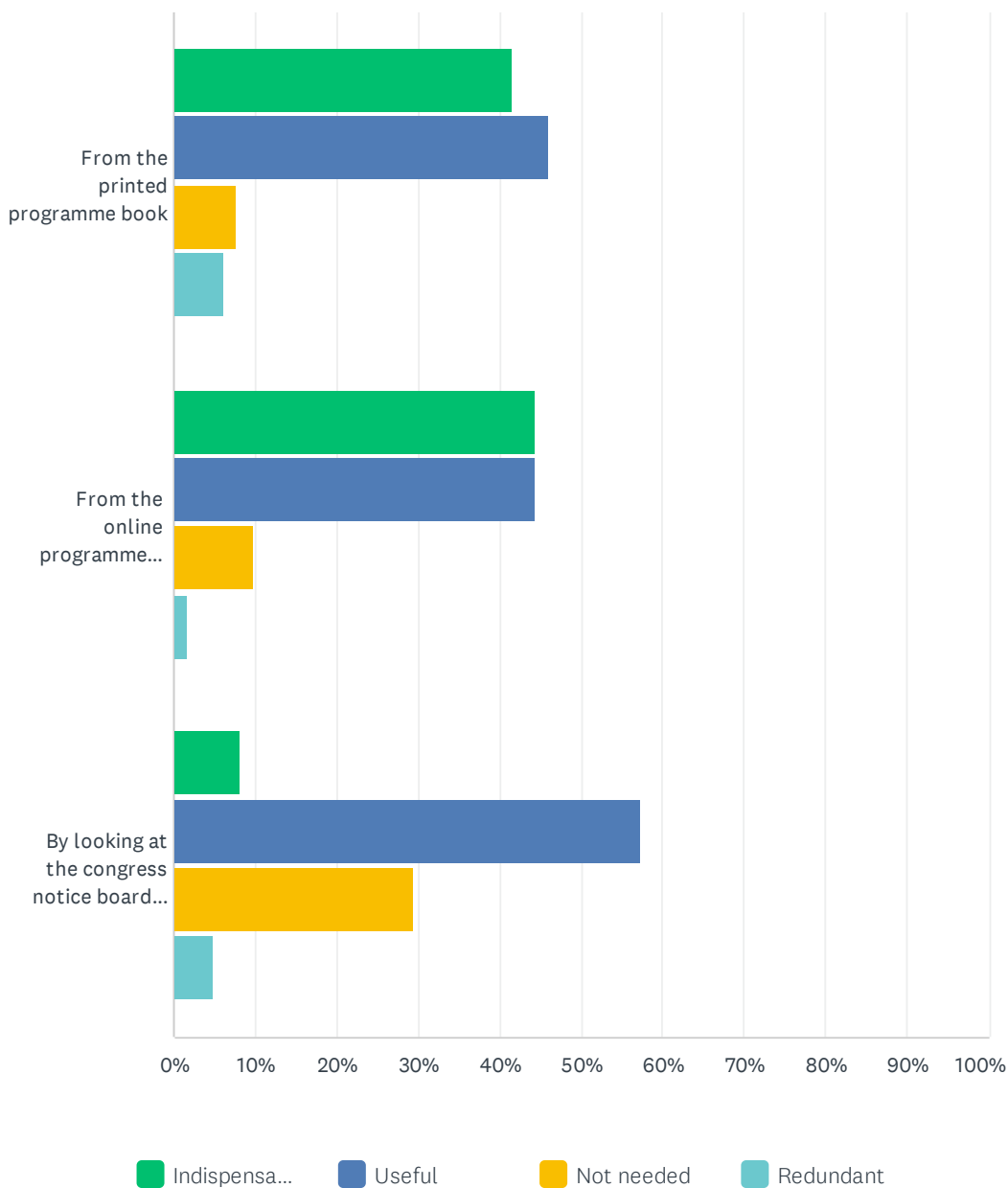
Answered: 64 Skipped: 1



	YES	NO	TOTAL
Broadly similar kinds of content	96.77% 60	3.23% 2	62
More presentations on practical issues	82.76% 48	17.24% 10	58
More discussion during the sessions	72.88% 43	27.12% 16	59

Q7 How did you keep yourself informed about the programme during the congress?

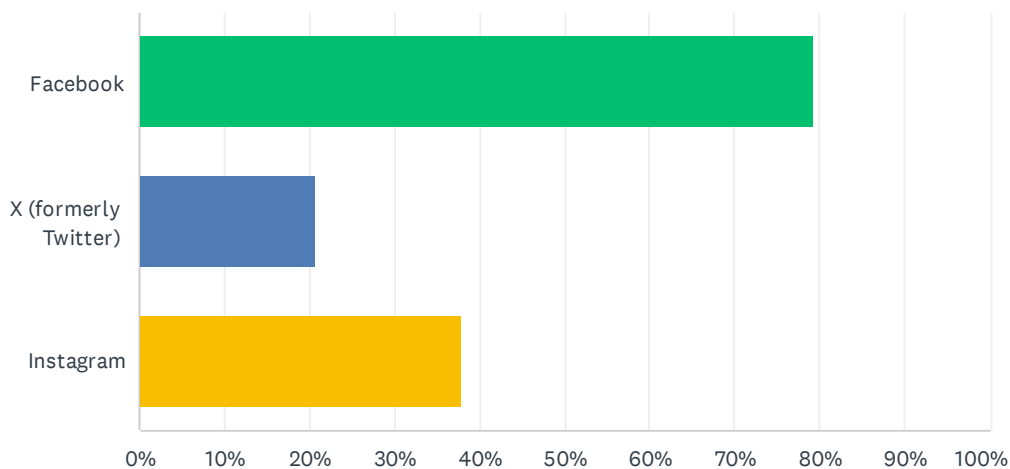
Answered: 65 Skipped: 0



	INDISPENSABLE	USEFUL	NOT NEEDED	REDUNDANT	TOTAL RESPONDENTS
From the printed programme book	41.54% 27	46.15% 30	7.69% 5	6.15% 4	65
From the online programme (sched.com)	44.26% 27	44.26% 27	9.84% 6	1.64% 1	61
By looking at the congress notice board besides the registration desk	8.20% 5	57.38% 35	29.51% 18	4.92% 3	61

Q8 Did you use social media during the congress? Please select all that apply.

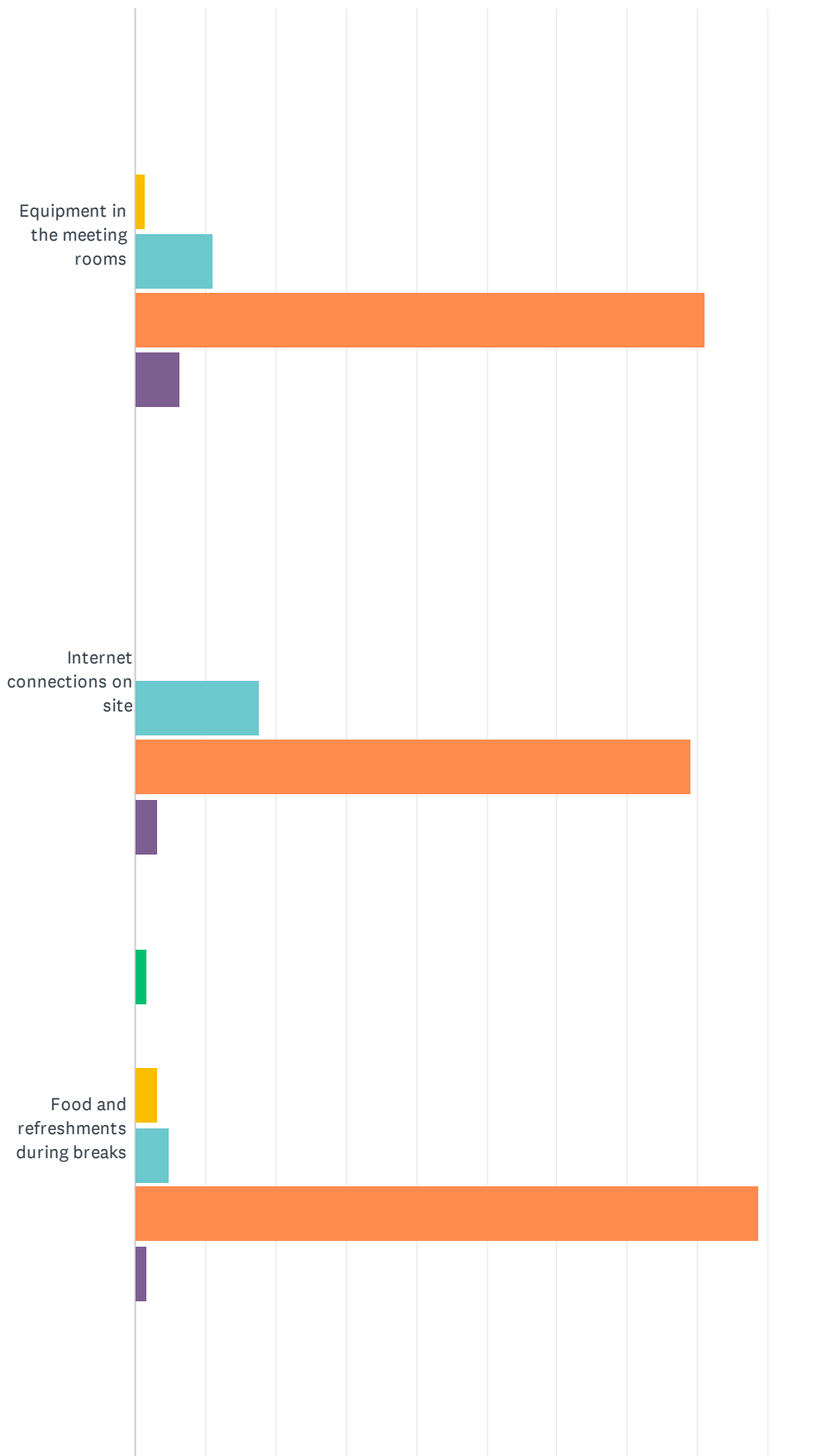
Answered: 29 Skipped: 36



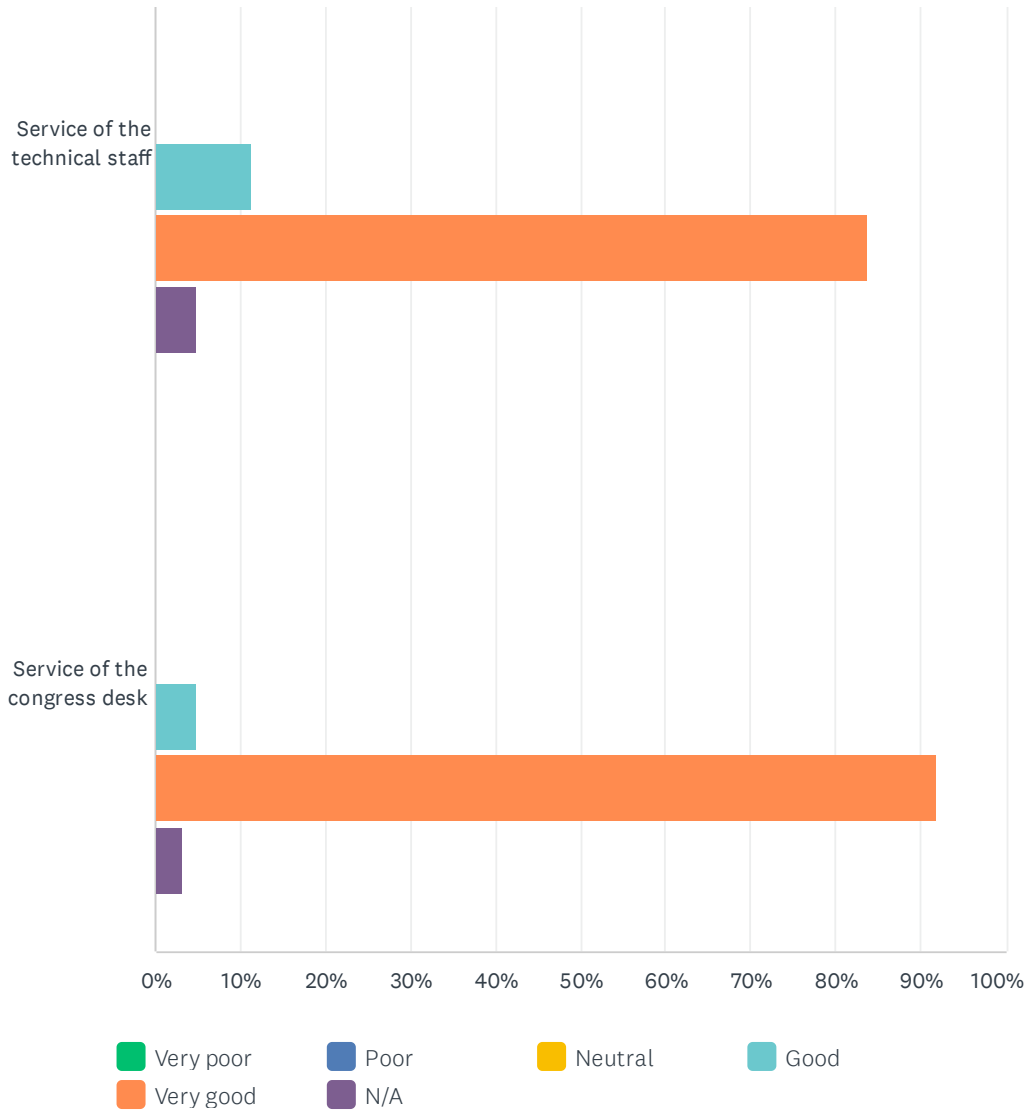
ANSWER CHOICES	RESPONSES	
Facebook	79.31%	23
X (formerly Twitter)	20.69%	6
Instagram	37.93%	11
Total Respondents: 29		

Q9 How would you rate the accommodation and services at the congress venue?

Answered: 63 Skipped: 2



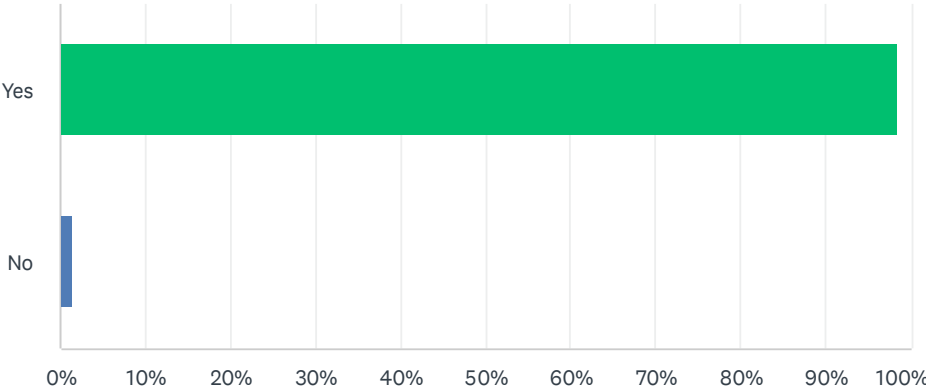
IAML Congress Survey 2024



	VERY POOR	POOR	NEUTRAL	GOOD	VERY GOOD	N/A	TOTAL
Equipment in the meeting rooms	0.00% 0	0.00% 0	1.59% 1	11.11% 7	80.95% 51	6.35% 4	63
Internet connections on site	0.00% 0	0.00% 0	0.00% 0	17.74% 11	79.03% 49	3.23% 2	62
Food and refreshments during breaks	1.61% 1	0.00% 0	3.23% 2	4.84% 3	88.71% 55	1.61% 1	62
Service of the technical staff	0.00% 0	0.00% 0	0.00% 0	11.29% 7	83.87% 52	4.84% 3	62
Service of the congress desk	0.00% 0	0.00% 0	0.00% 0	4.84% 3	91.94% 57	3.23% 2	62

Q10 Would you recommend your colleagues in your home country to attend the IAML congress?

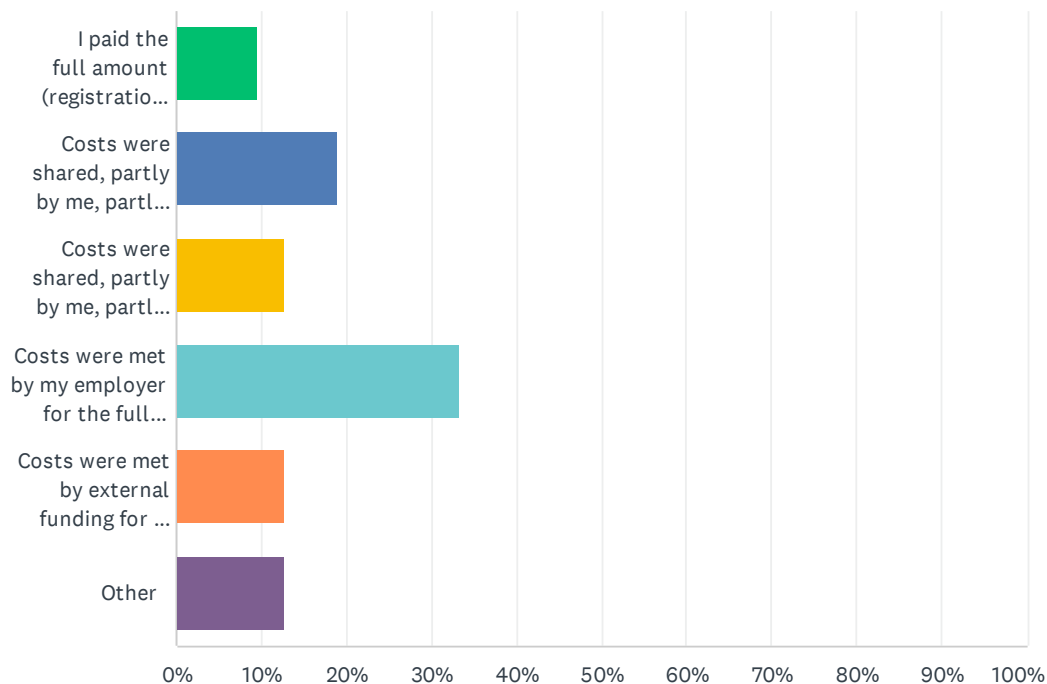
Answered: 64 Skipped: 1



ANSWER CHOICES	RESPONSES	
Yes	98.44%	63
No	1.56%	1
TOTAL		64

Q11 How was payment made for attending the congress?

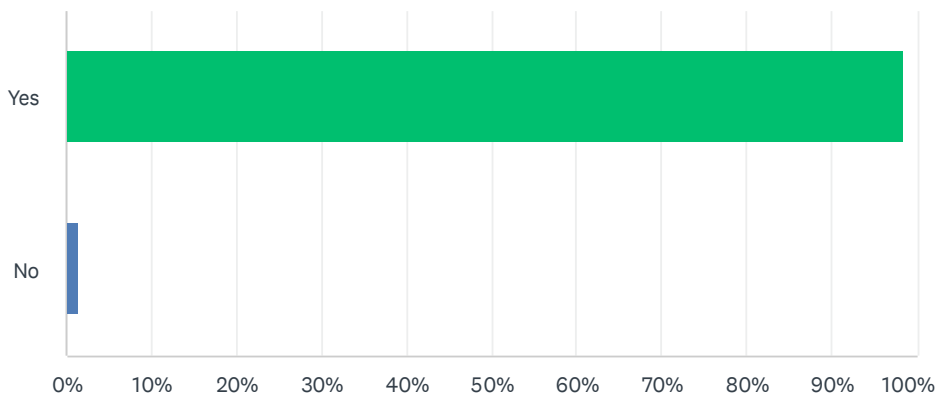
Answered: 63 Skipped: 2



ANSWER CHOICES	RESPONSES	
I paid the full amount (registration, hotel and travel costs)	9.52%	6
Costs were shared, partly by me, partly by my employer	19.05%	12
Costs were shared, partly by me, partly by external funding	12.70%	8
Costs were met by my employer for the full amount	33.33%	21
Costs were met by external funding for the full amount	12.70%	8
Other	12.70%	8
TOTAL		63

Q12 Do you think that attending the congress was worthwhile?

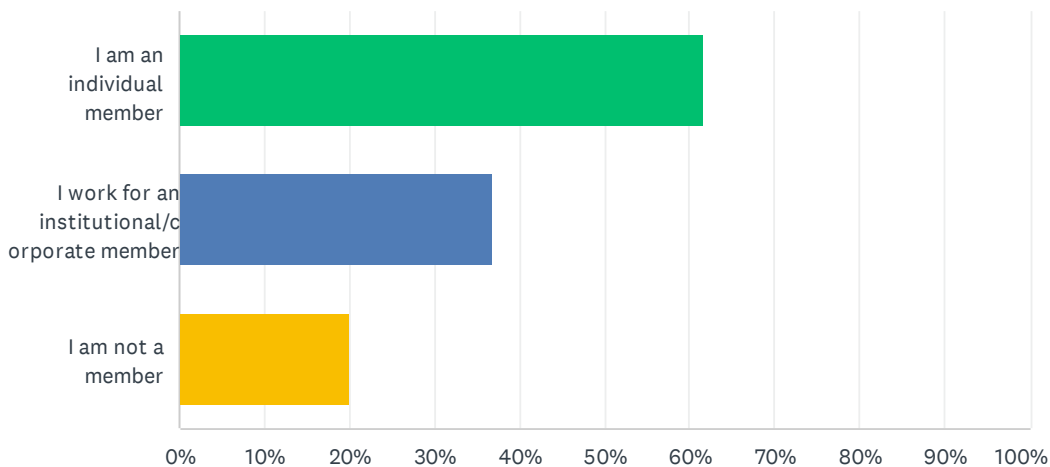
Answered: 64 Skipped: 1



ANSWER CHOICES	RESPONSES	
Yes	98.44%	63
No	1.56%	1
TOTAL		64

Q13 What is your IAML membership status?

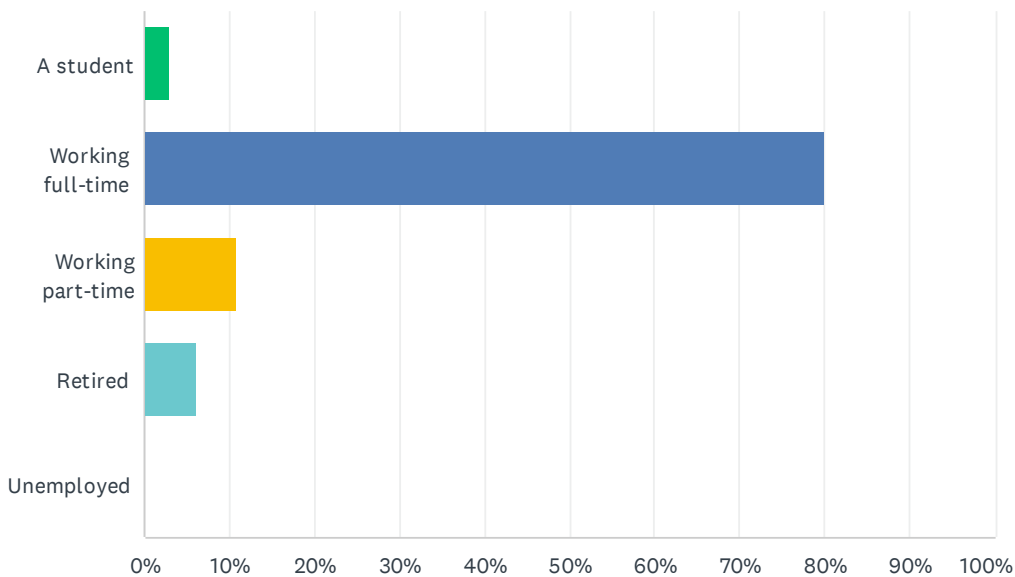
Answered: 65 Skipped: 0



ANSWER CHOICES	RESPONSES	
I am an individual member	61.54%	40
I work for an institutional/corporate member	36.92%	24
I am not a member	20.00%	13
Total Respondents: 65		

Q14 What is your working status?

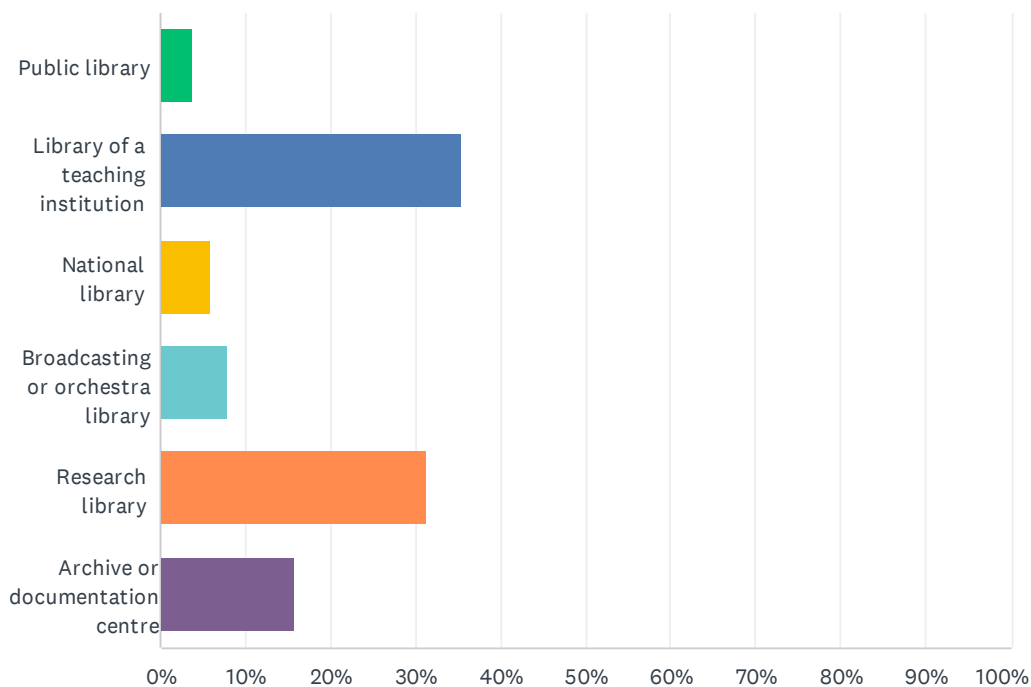
Answered: 65 Skipped: 0



ANSWER CHOICES	RESPONSES	
A student	3.08%	2
Working full-time	80.00%	52
Working part-time	10.77%	7
Retired	6.15%	4
Unemployed	0.00%	0
TOTAL		65

Q15 In what type of institution do you work (or did you work before retirement)?

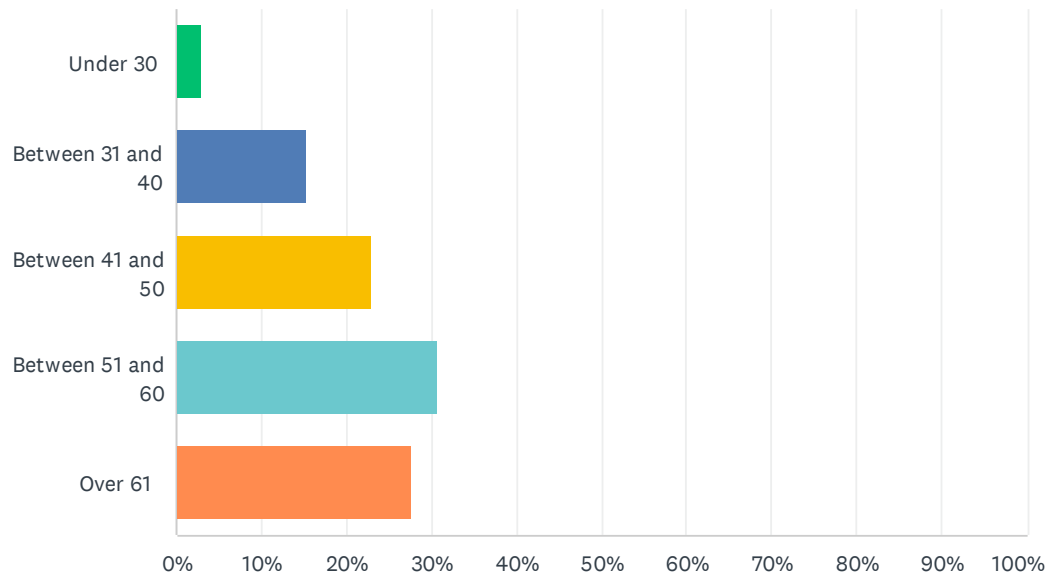
Answered: 51 Skipped: 14



ANSWER CHOICES	RESPONSES	
Public library	3.92%	2
Library of a teaching institution	35.29%	18
National library	5.88%	3
Broadcasting or orchestra library	7.84%	4
Research library	31.37%	16
Archive or documentation centre	15.69%	8
TOTAL		51

Q16 What is your age group?

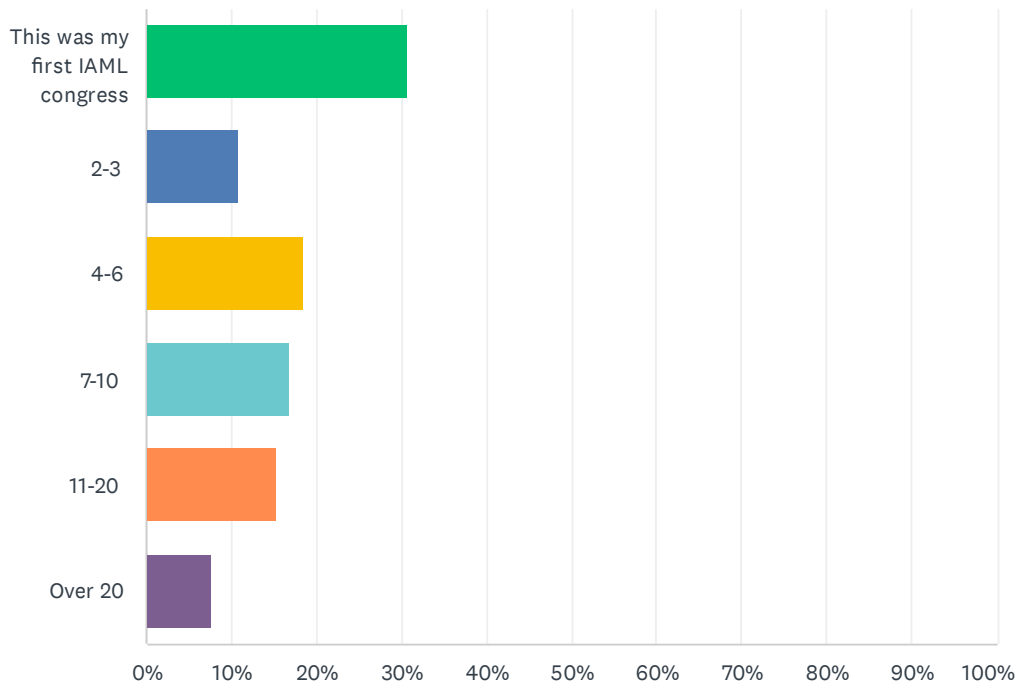
Answered: 65 Skipped: 0



ANSWER CHOICES	RESPONSES	
Under 30	3.08%	2
Between 31 and 40	15.38%	10
Between 41 and 50	23.08%	15
Between 51 and 60	30.77%	20
Over 61	27.69%	18
TOTAL		65

Q17 How many annual congresses of IAML have you attended?

Answered: 65 Skipped: 0



ANSWER CHOICES	RESPONSES	
This was my first IAML congress	30.77%	20
2-3	10.77%	7
4-6	18.46%	12
7-10	16.92%	11
11-20	15.38%	10
Over 20	7.69%	5
TOTAL		65

Q18 Please, feel free to add any further comments you have on the Stellenbosch congress or on IAML congresses in general. You could cover any topics not specifically addressed in the questions above. Any suggestions on how we could improve our annual meetings are most welcome.

Answered: 29 Skipped: 36