

IAML Congress Survey 2021

Tuesday, September 21, 2021

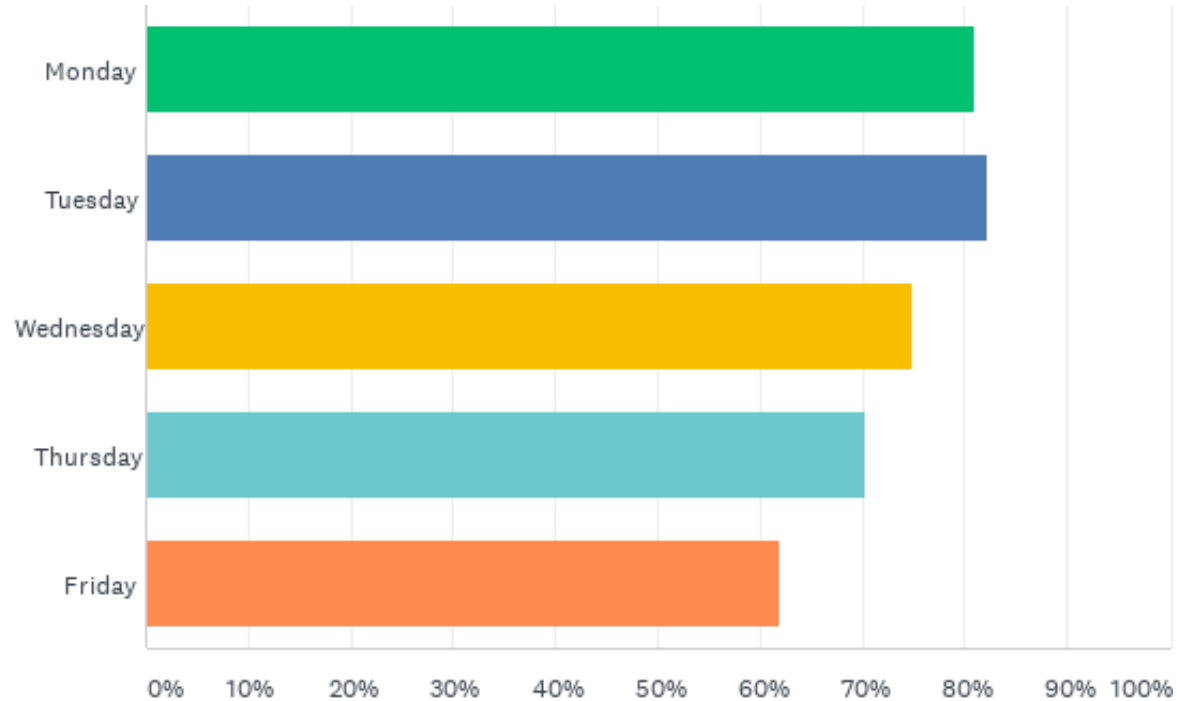
153 total responses (632 participants)

Date Created: Tuesday, August 24, 2021

Complete Responses: 153

Q1: Which days of the congress programme did you attend? Please select all that apply.

Answered: 152 Skipped: 1



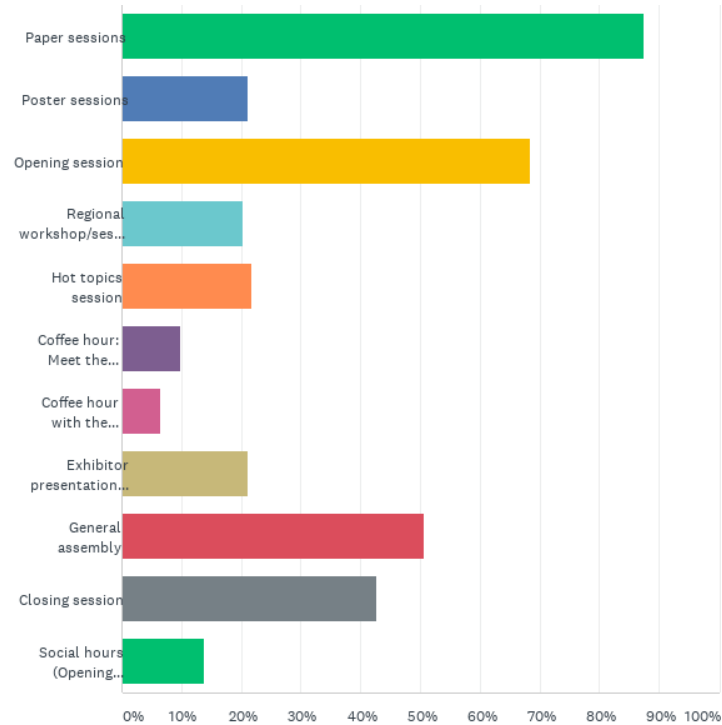
Q1: Which days of the congress programme did you attend? Please select all that apply.

Answered: 152 Skipped: 1

ANSWER CHOICES	RESPONSES	
Monday	80.92%	123
Tuesday	82.24%	125
Wednesday	75.00%	114
Thursday	70.39%	107
Friday	61.84%	94
Total Respondents: 152		

Q2: What did you attend? Please select all that apply.

Answered: 152 Skipped: 1



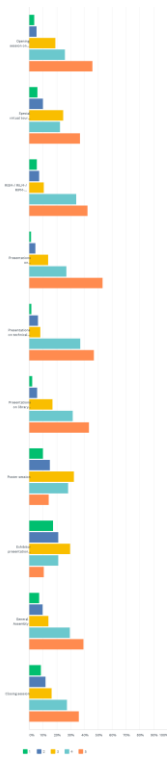
Q2: What did you attend? Please select all that apply.

Answered: 152 Skipped: 1

ANSWER CHOICES	RESPONSES	
Paper sessions	87.50%	133
Poster sessions	21.05%	32
Opening session	68.42%	104
Regional workshop/sessions presented by IAML-US/CAML and IAML-Spain	20.39%	31
Hot topics session	21.71%	33
Coffee hour: Meet the committees	9.87%	15
Coffee hour with the Broadcasting and Orchestra Libraries Section	6.58%	10
Exhibitor presentations during session breaks	21.05%	32
General assembly	50.66%	77
Closing session	42.76%	65
Social hours (Opening Reception and Farewell Dinner)	13.82%	21
Total Respondents: 152		

Q3: Please rate the following items from 1 (least important) to 5 (most important) in terms of their importance to you.

Answered: 149 Skipped: 4



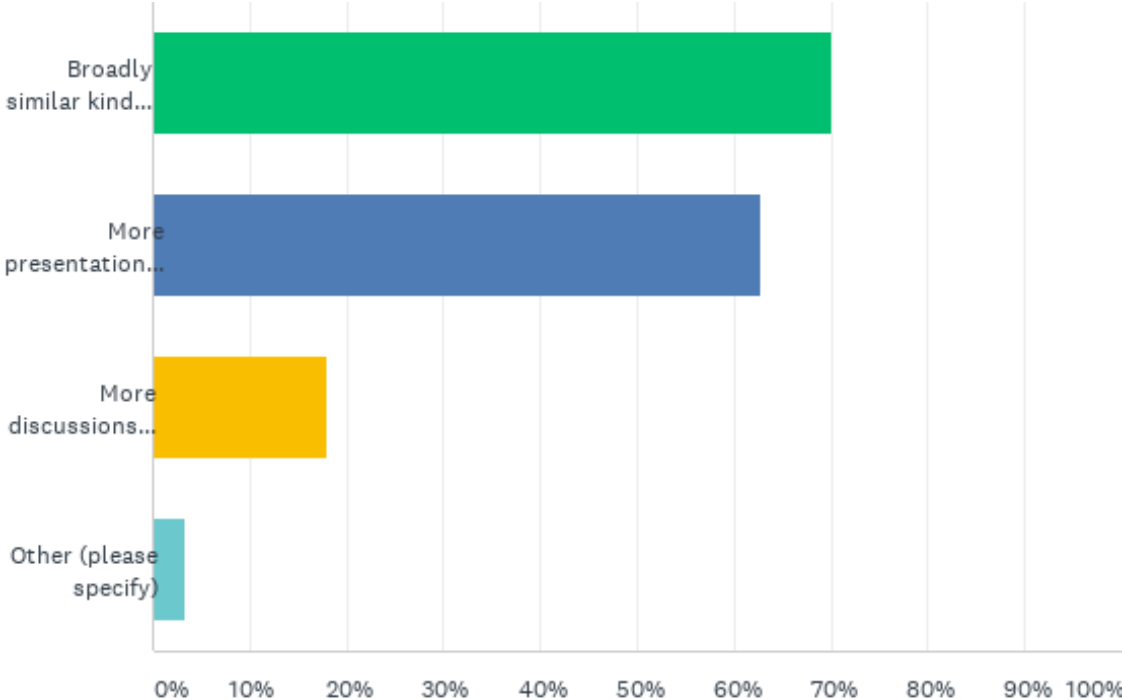
Q3: Please rate the following items from 1 (least important) to 5 (most important) in terms of their importance to you.

Answered: 149 Skipped: 4

	1	2	3	4	5	TOTAL	WEIGHTED AVERAGE
Opening session on Monday ("A celebration of IAML at 70")	3.82% 5	5.34% 7	19.08% 25	25.95% 34	45.80% 60	131	4.05
Special virtual tour of Czech libraries (Monday)	6.15% 8	10.00% 13	24.62% 32	22.31% 29	36.92% 48	130	3.74
RISM- / RILM- / RIPM- / RIDIM-sessions	5.69% 7	7.32% 9	10.57% 13	34.15% 42	42.28% 52	123	4.00
Presentations on librarianship and library policy	1.54% 2	4.62% 6	13.85% 18	26.92% 35	53.08% 69	130	4.25
Presentations on technical developments	1.61% 2	6.45% 8	8.06% 10	37.10% 46	46.77% 58	124	4.21
Presentations on library collections	2.21% 3	5.88% 8	16.91% 23	31.62% 43	43.38% 59	136	4.08
Poster session	10.10% 10	15.15% 15	32.32% 32	28.28% 28	14.14% 14	99	3.21
Exhibitor presentations during session breaks	17.31% 18	21.15% 22	29.81% 31	21.15% 22	10.58% 11	104	2.87
General Assembly	7.38% 9	9.84% 12	13.93% 17	29.51% 36	39.34% 48	122	3.84
Closing session	8.55% 10	11.97% 14	16.24% 19	27.35% 32	35.90% 42	117	3.70

Q4: What would you like to see in future congresses?

Answered: 150 Skipped: 3



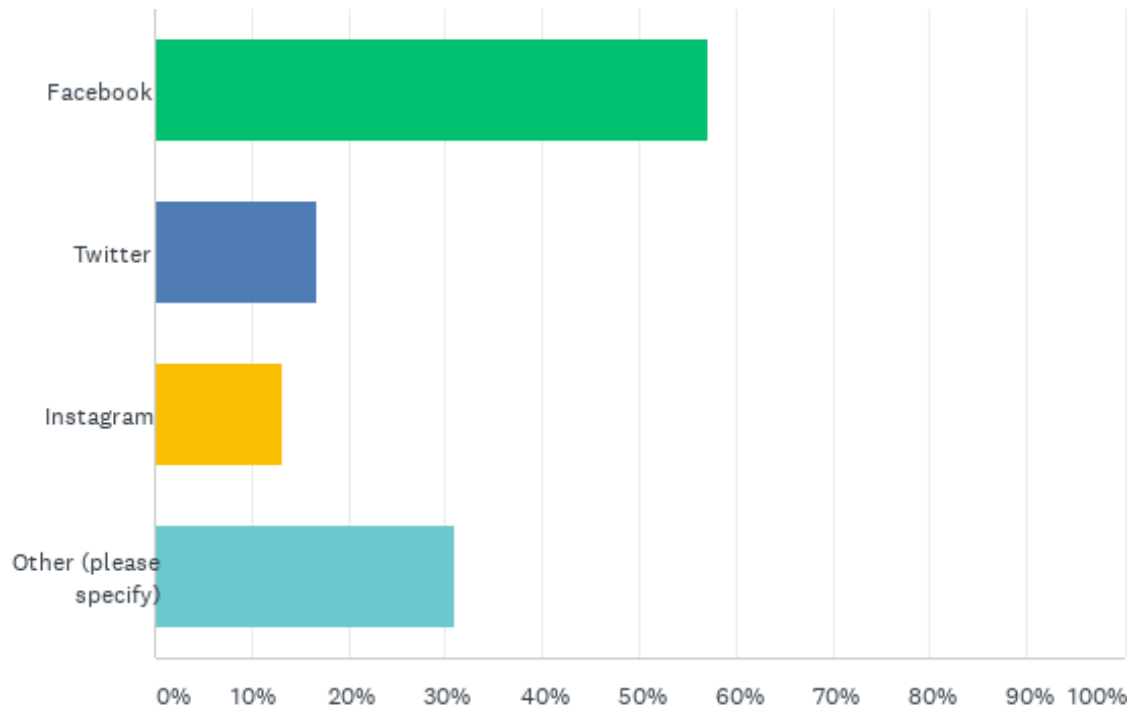
Q4: What would you like to see in future congresses?

Answered: 150 Skipped: 3

ANSWER CHOICES	RESPONSES	
Broadly similar kinds of content	70.00%	105
More presentations on “best practices”	62.67%	94
More discussions during the sessions	18.00%	27
Other (please specify)	3.33%	5
Total Respondents: 150		

Q5: Did you use social media during the congress? Please select all that apply.

Answered: 84 Skipped: 69



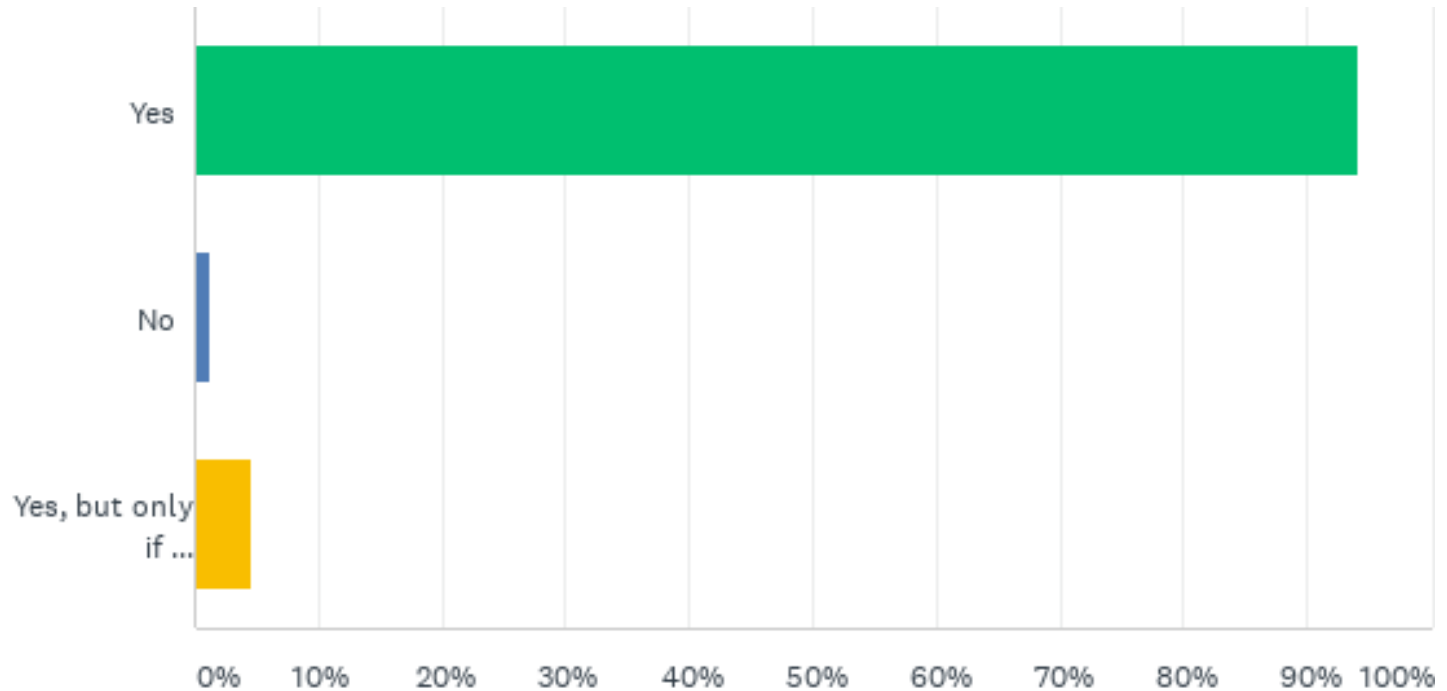
Q5: Did you use social media during the congress? Please select all that apply.

Answered: 84 Skipped: 69

ANSWER CHOICES	RESPONSES	
Facebook	57.14%	48
Twitter	16.67%	14
Instagram	13.10%	11
Other (please specify)	30.95%	26
Total Respondents: 84		

Q6: Would you recommend your colleagues in your home country to attend the IAML congress?

Answered: 152 Skipped: 1



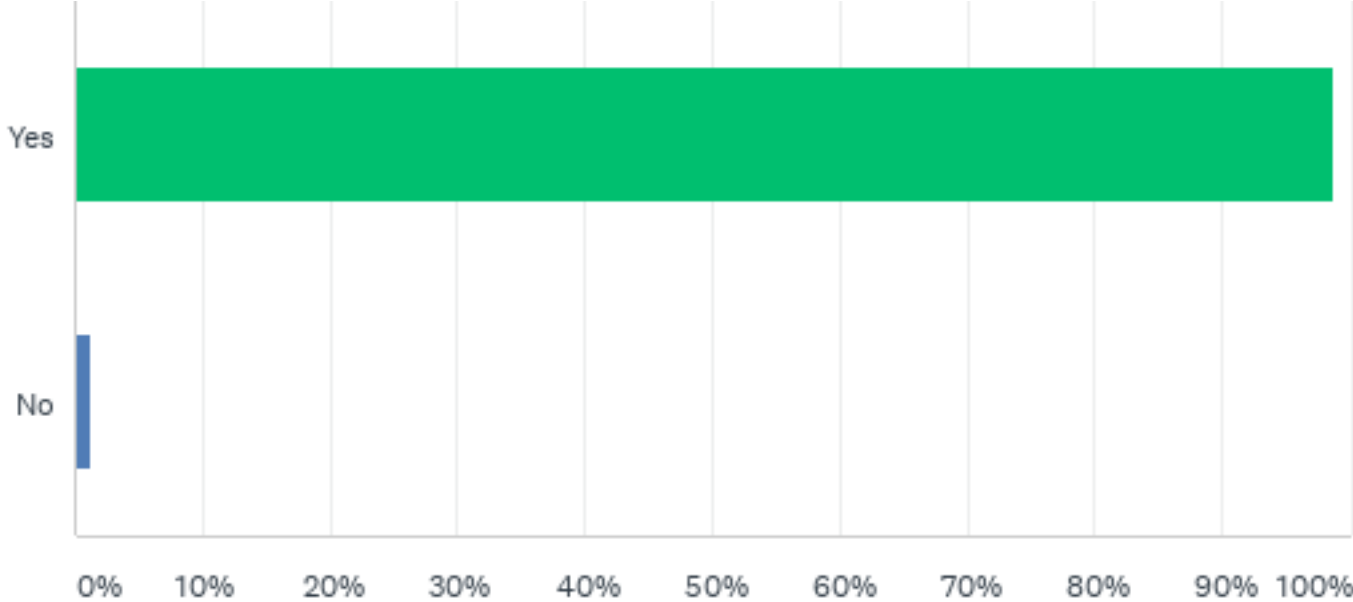
Q6: Would you recommend your colleagues in your home country to attend the IAML congress?

Answered: 152 Skipped: 1

ANSWER CHOICES	RESPONSES	
Yes	94.08%	143
No	1.32%	2
Yes, but only if ...	4.61%	7
TOTAL		152

Q7: Do you think that attending the congress was worthwhile?

Answered: 150 Skipped: 3



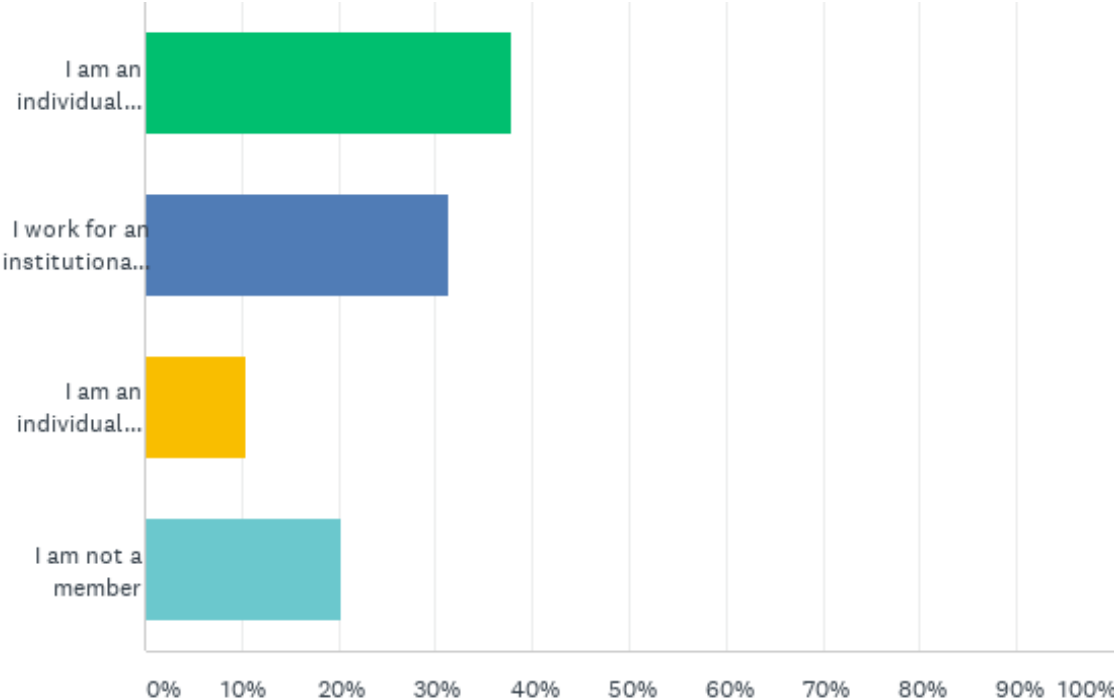
Q7: Do you think that attending the congress was worthwhile?

Answered: 150 Skipped: 3

ANSWER CHOICES	RESPONSES	
Yes	98.67%	148
No	1.33%	2
TOTAL		150

Q8: What is your IAML membership status?

Answered: 153 Skipped: 0



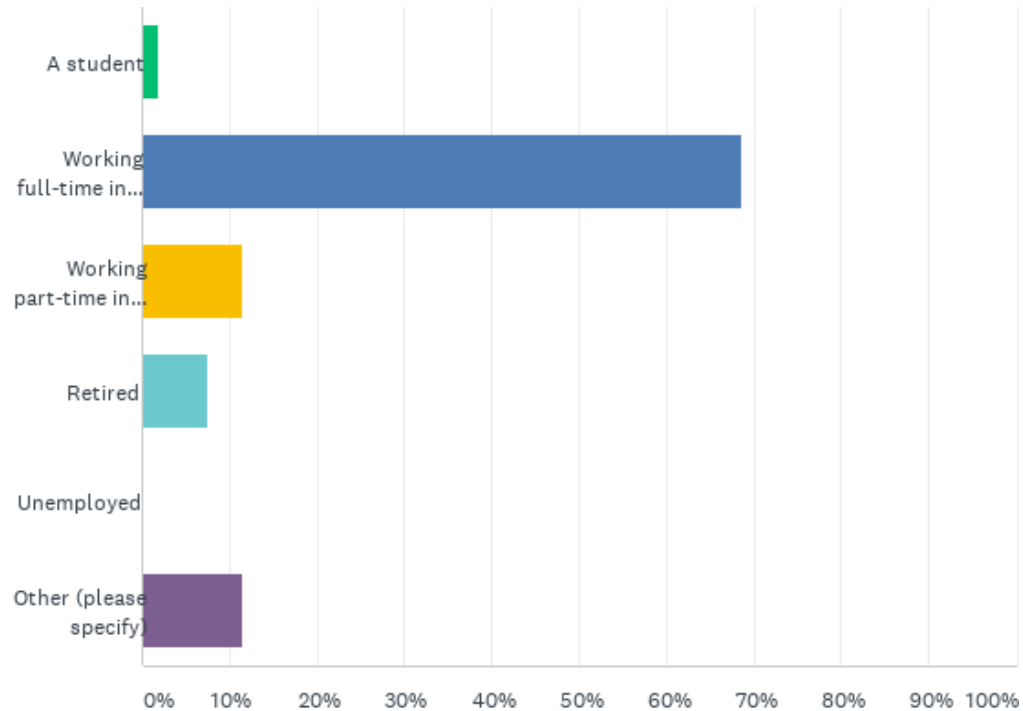
Q8: What is your IAML membership status?

Answered: 153 Skipped: 0

ANSWER CHOICES	RESPONSES	
I am an individual member	37.91%	58
I work for an institutional/corporate member	31.37%	48
I am an individual member and I work for an institutional/corporate member	10.46%	16
I am not a member	20.26%	31
TOTAL		153

Q9: If you are an individual member, are you?

Answered: 105 Skipped: 48



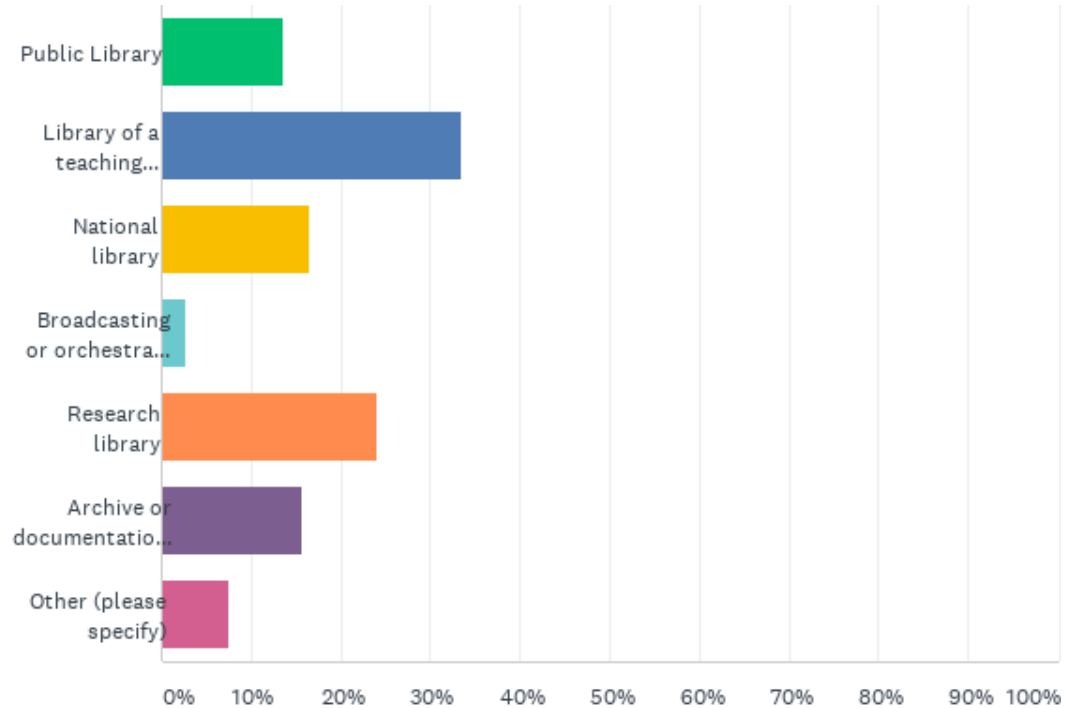
Q9: If you are an individual member, are you?

Answered: 105 Skipped: 48

ANSWER CHOICES	RESPONSES	
A student	1.90%	2
Working full-time in a library, archive or documentation centre	68.57%	72
Working part-time in a library, archive or documentation centre	11.43%	12
Retired	7.62%	8
Unemployed	0.00%	0
Other (please specify)	11.43%	12
Total Respondents: 105		

Q10: In what type of institution do you work (or did you work before retirement)?

Answered: 146 Skipped: 7



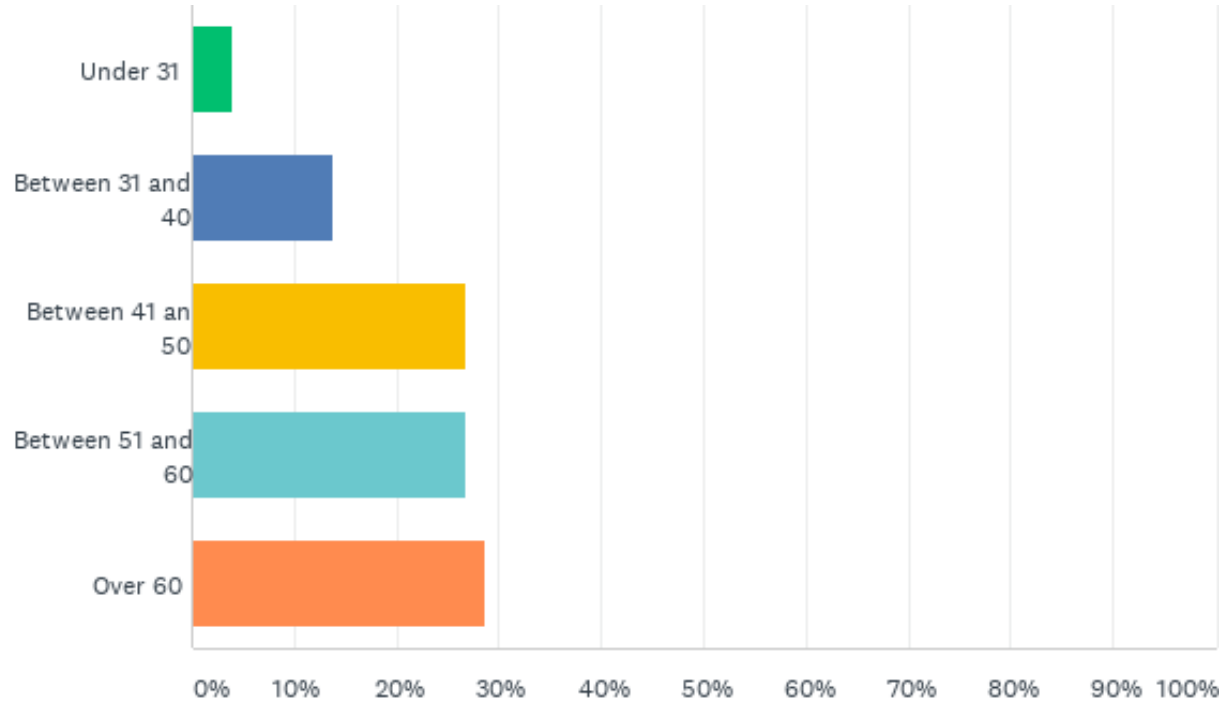
Q10: In what type of institution do you work (or did you work before retirement)?

Answered: 146 Skipped: 7

ANSWER CHOICES	RESPONSES	
Public Library	13.70%	20
Library of a teaching institution	33.56%	49
National library	16.44%	24
Broadcasting or orchestra library	2.74%	4
Research library	23.97%	35
Archive or documentation centre	15.75%	23
Other (please specify)	7.53%	11
Total Respondents: 146		

Q11: What is your age group?

Answered: 153 Skipped: 0



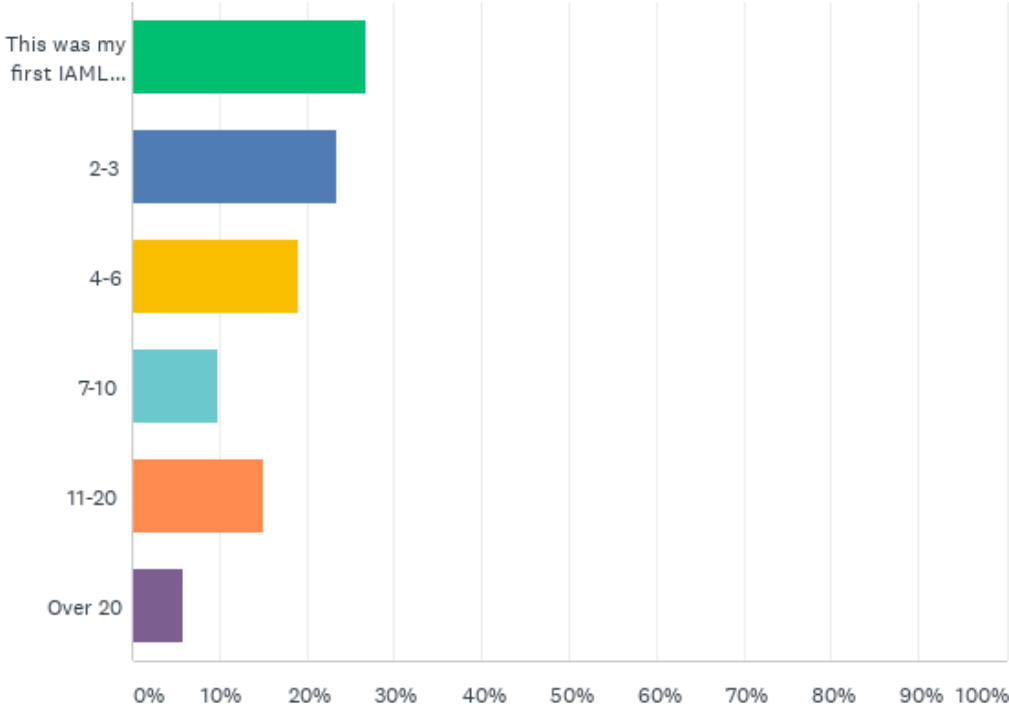
Q11: What is your age group?

Answered: 153 Skipped: 0

ANSWER CHOICES	RESPONSES	
Under 31	3.92%	6
Between 31 and 40	13.73%	21
Between 41 an 50	26.80%	41
Between 51 and 60	26.80%	41
Over 60	28.76%	44
TOTAL		153

Q12: How many annual congresses of IAML have you attended?

Answered: 153 Skipped: 0



Q12: How many annual congresses of IAML have you attended?

Answered: 153 Skipped: 0

ANSWER CHOICES	RESPONSES	
This was my first IAML congress	26.80%	41
2-3	23.53%	36
4-6	18.95%	29
7-10	9.80%	15
11-20	15.03%	23
Over 20	5.88%	9
TOTAL		153