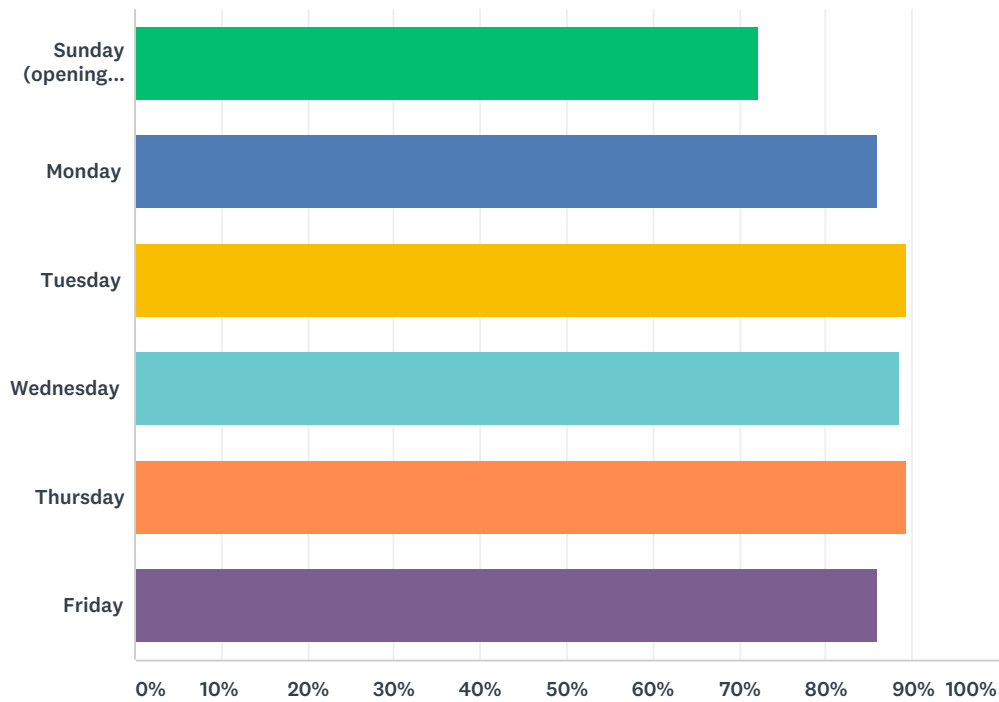


### Q1 Which days of the congress programme did you attend? Please select all that apply.

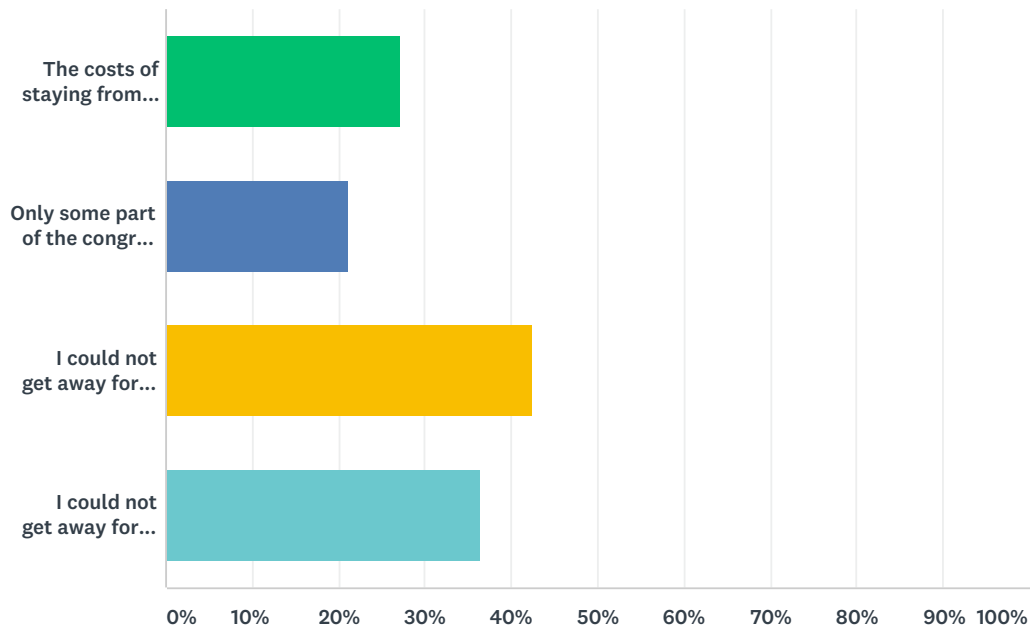
Answered: 122 Skipped: 0



ANSWER CHOICES	RESPONSES	
Sunday (opening ceremony and reception)	72.13%	88
Monday	86.07%	105
Tuesday	89.34%	109
Wednesday	88.52%	108
Thursday	89.34%	109
Friday	86.07%	105
Total Respondents: 122		

## Q2 If you did not attend the congress from beginning to end, what was your motivation for doing so?

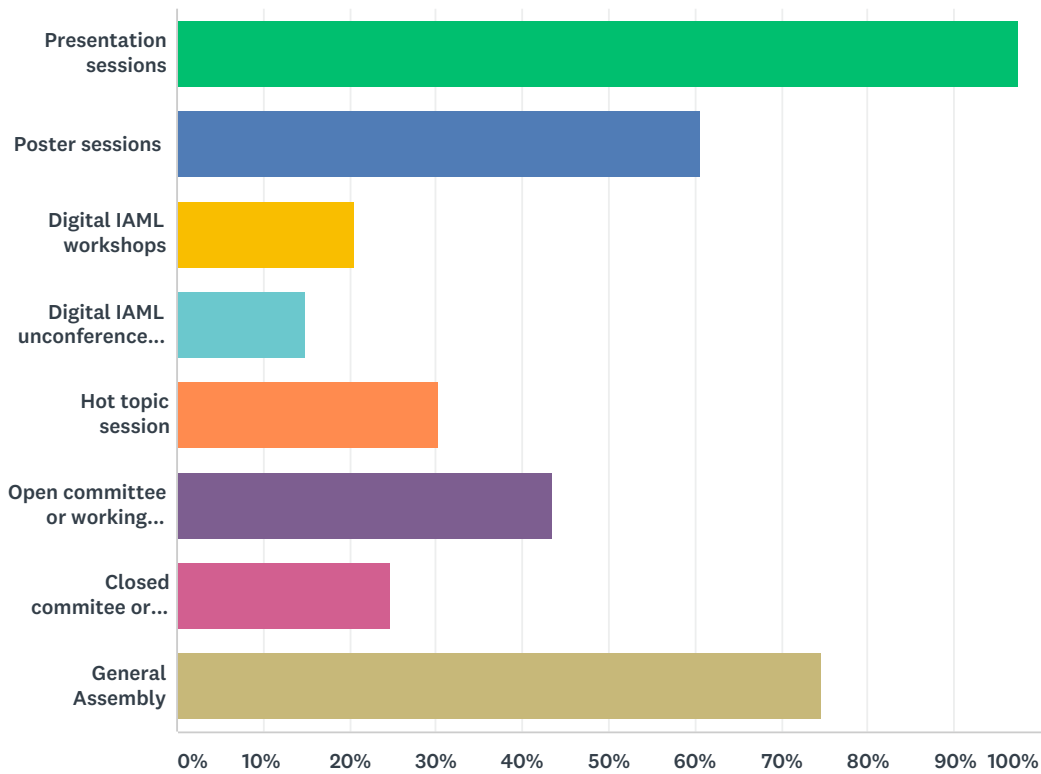
Answered: 33 Skipped: 89



ANSWER CHOICES	RESPONSES	
The costs of staying from Sunday to Friday seemed too high.	27.27%	9
Only some part of the congress programme was of interest to me.	21.21%	7
I could not get away for so many days from my job.	42.42%	14
I could not get away for so many days from home for private reasons.	36.36%	12
Total Respondents: 33		

### Q3 What did you attend? Please select all that apply.

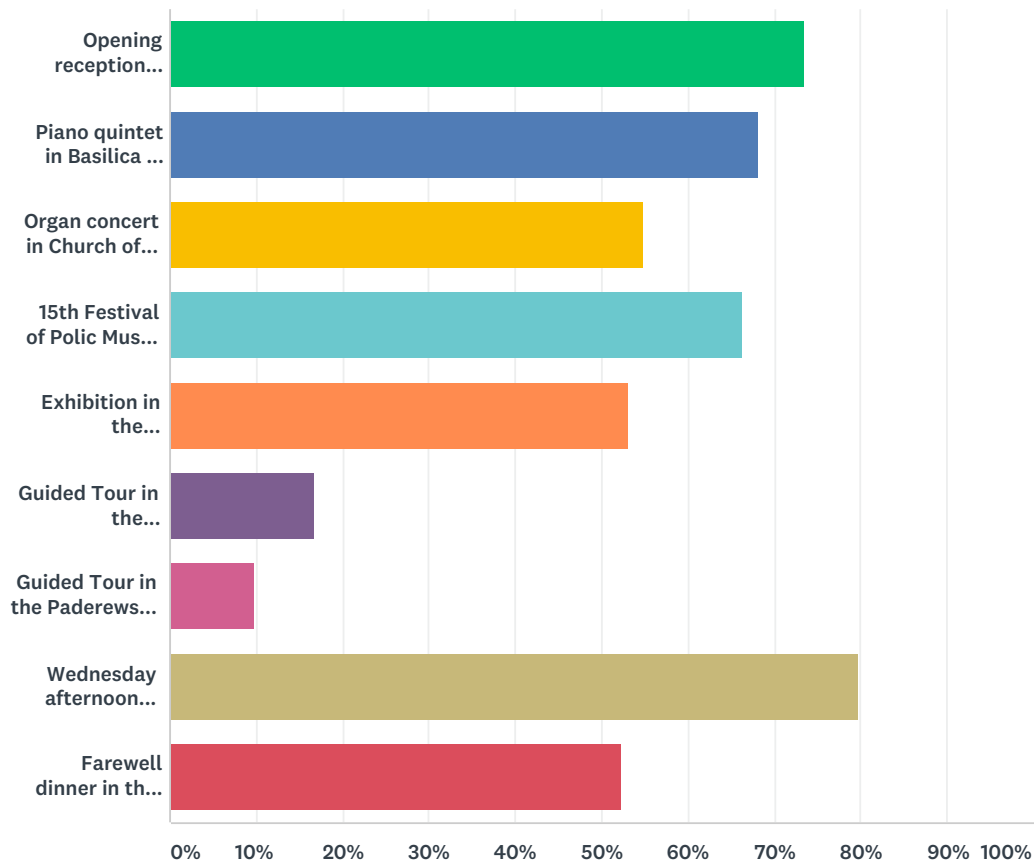
Answered: 122 Skipped: 0



ANSWER CHOICES	RESPONSES	
Presentation sessions	97.54%	119
Poster sessions	60.66%	74
Digital IAML workshops	20.49%	25
Digital IAML unconference sessions	14.75%	18
Hot topic session	30.33%	37
Open committee or working sessions	43.44%	53
Closed committee or working sessions	24.59%	30
General Assembly	74.59%	91
Total Respondents: 122		

### Q4 How much of the social programme did you attend? Please select all that apply.

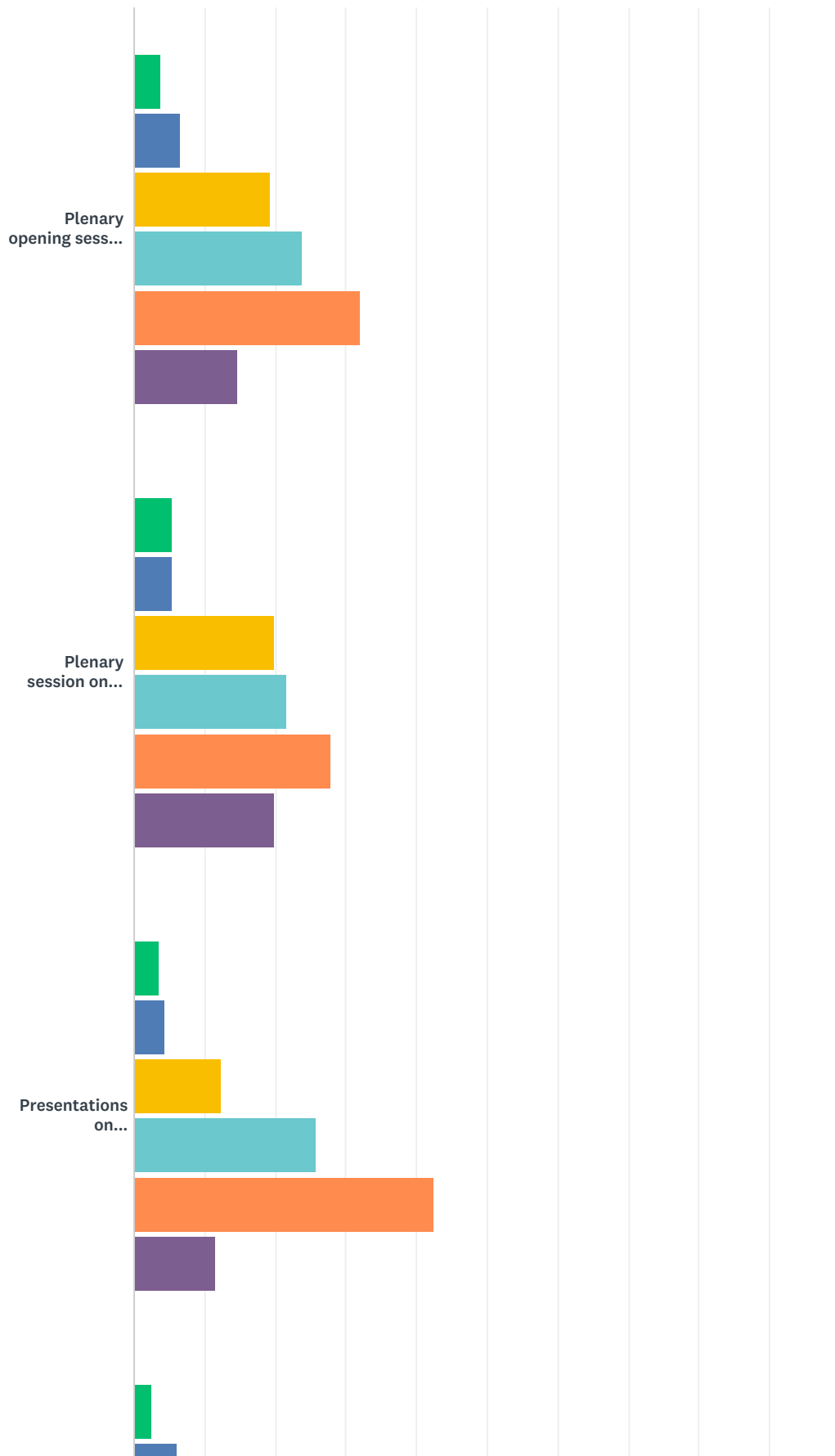
Answered: 113 Skipped: 9

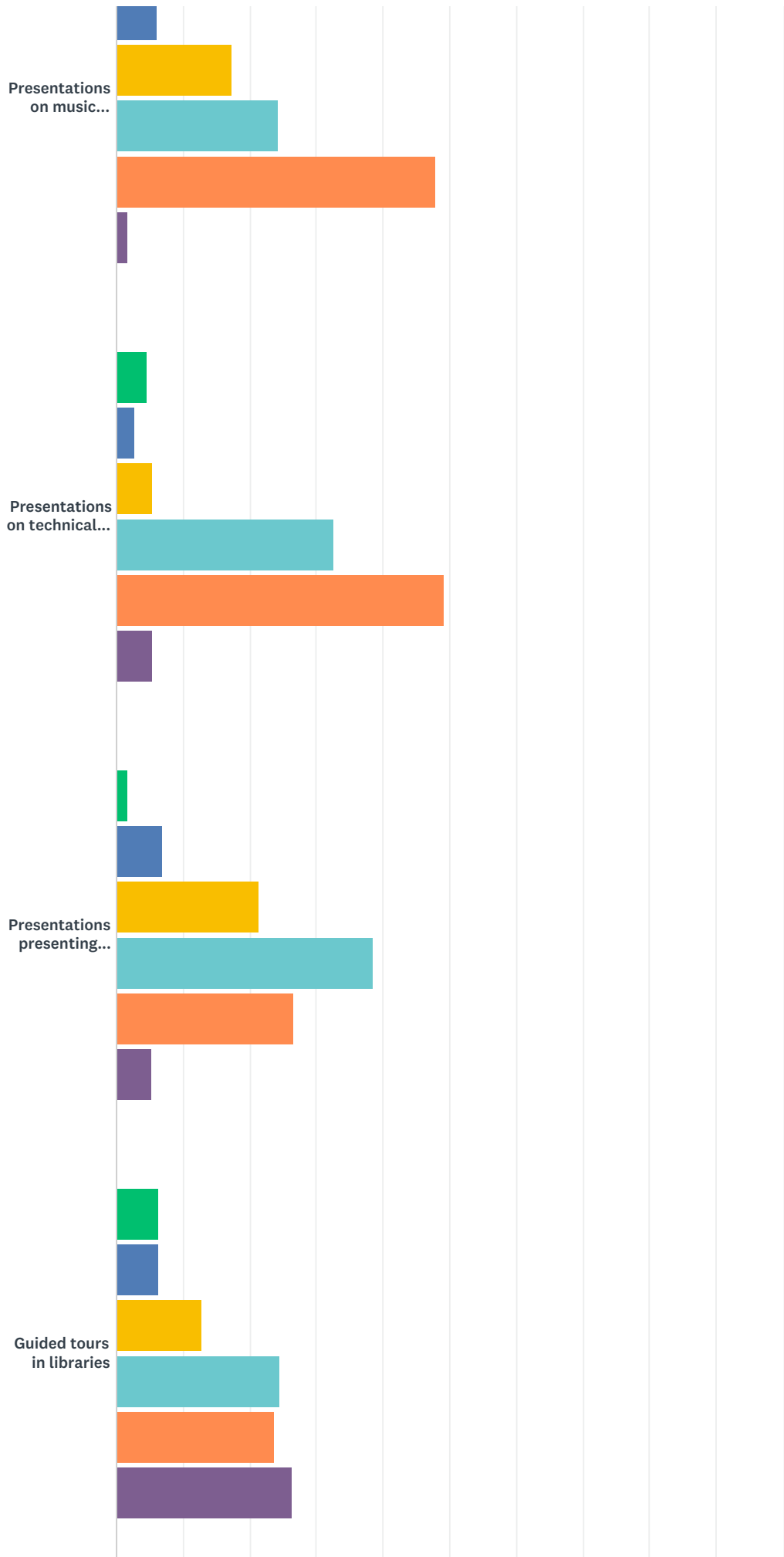


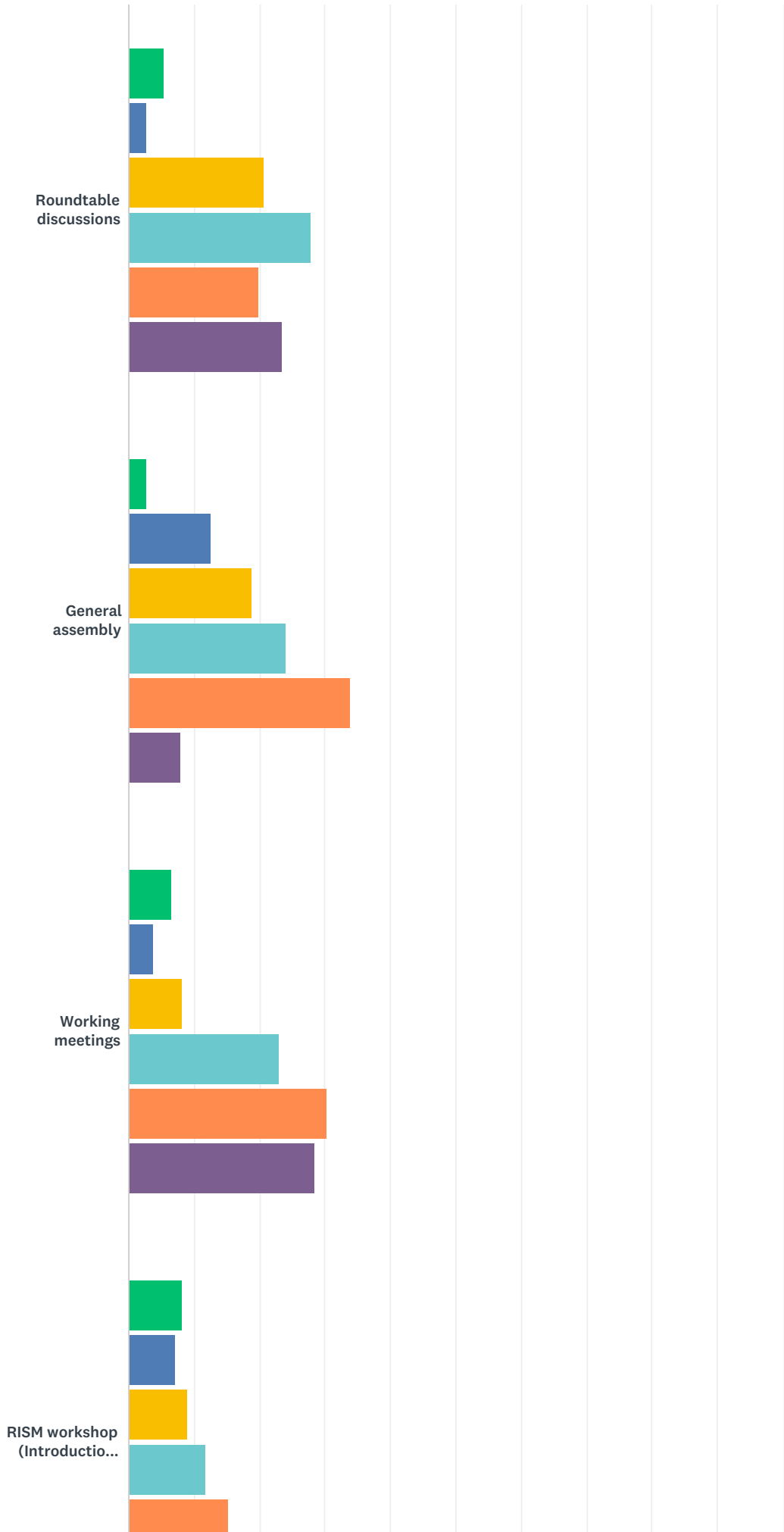
ANSWER CHOICES	RESPONSES	
Opening reception (Sunday)	73.45%	83
Piano quintet in Basilica of St. Francis of Assisi (Monday evening)	68.14%	77
Organ concert in Church of St. Anne (Tuesday evening)	54.87%	62
15th Festival of Polic Music in Church of St. Catherine (Thursday evening)	66.37%	75
Exhibition in the Jagiellonian Library	53.10%	60
Guided Tour in the Jagiellonian Library	16.81%	19
Guided Tour in the Paderewski Centre - Institute of Musicology of the Jagiellonian University	9.73%	11
Wednesday afternoon tour(s)	79.65%	90
Farewell dinner in the Royal Castle in Niepolomice (Friday evening)	52.21%	59
Total Respondents: 113		

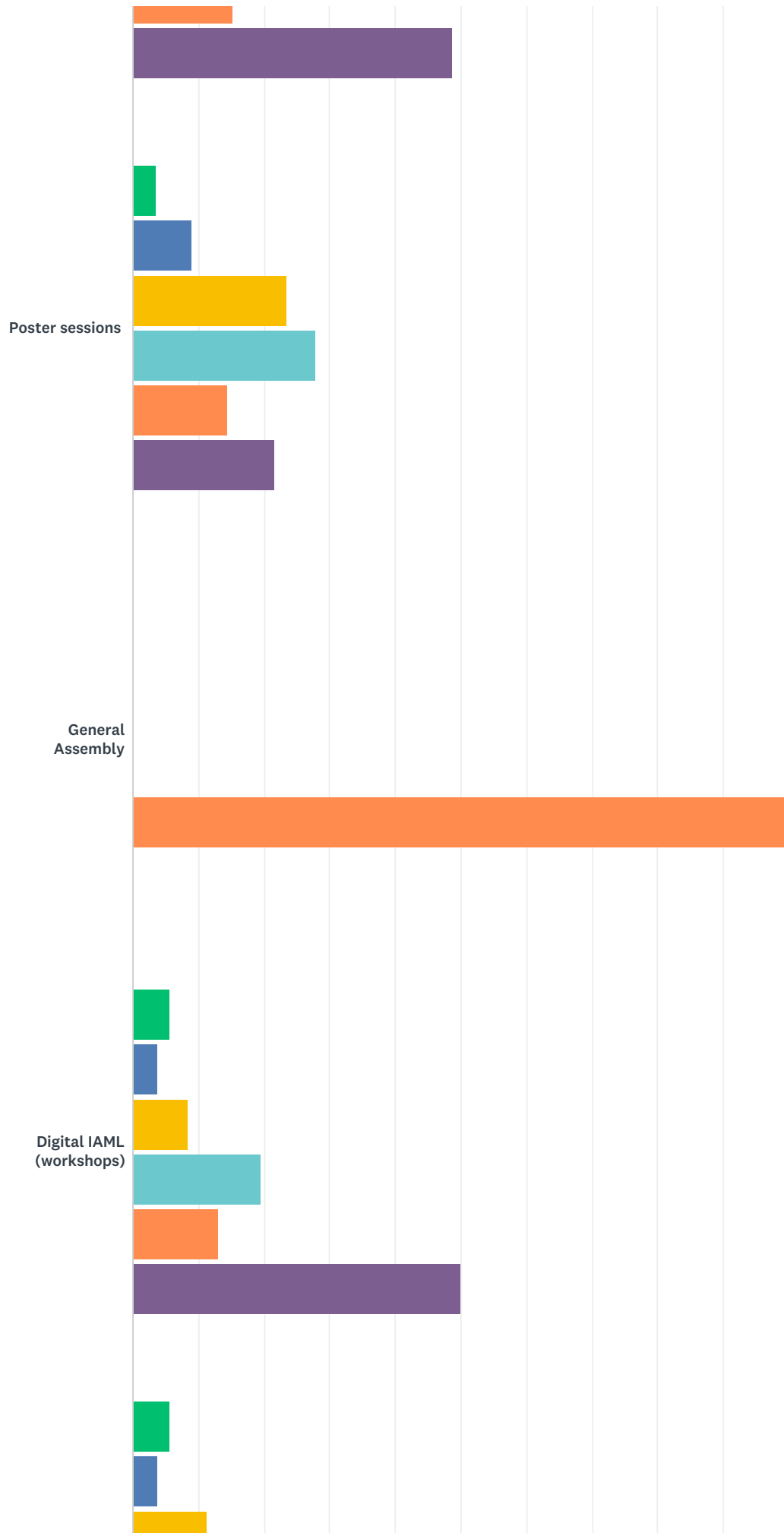
### Q5 Please rate the following items from 1 (least important) to 5 (most important) in terms of their importance to you.

Answered: 121 Skipped: 1

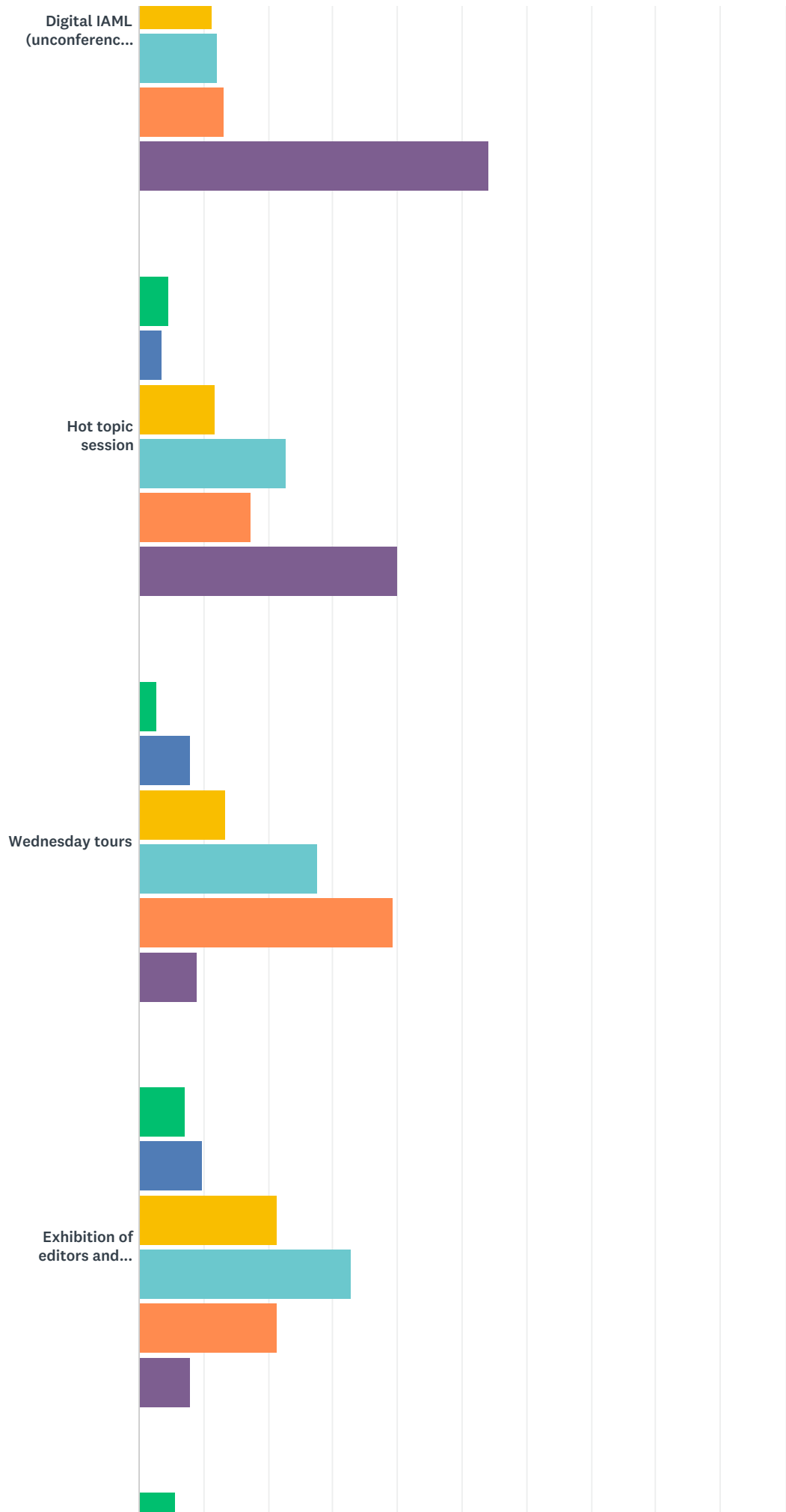


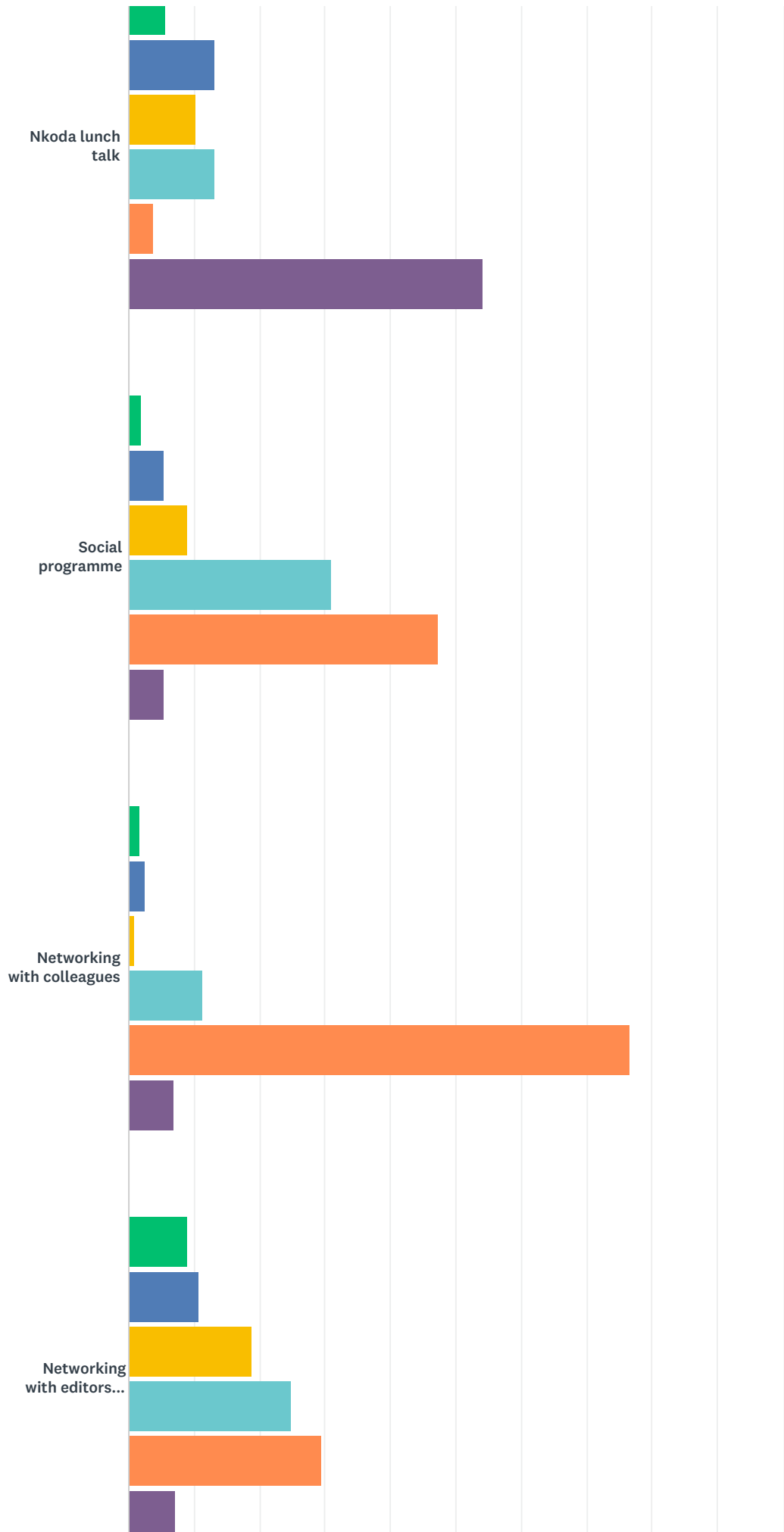


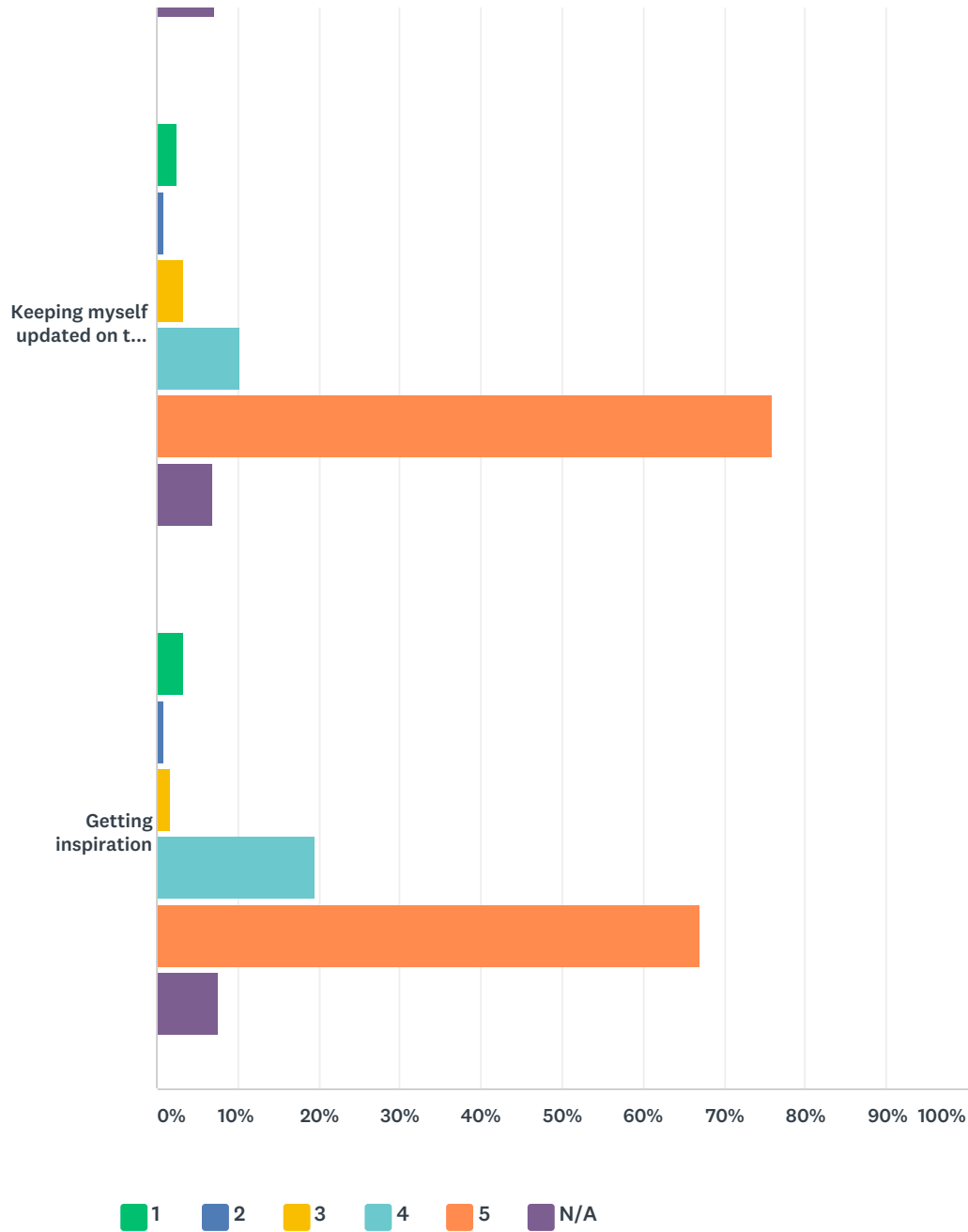












	1	2	3	4	5	N/A	TOTAL
Plenary opening session on Monday morning	3.67% 4	6.42% 7	19.27% 21	23.85% 26	32.11% 35	14.68% 16	109
Plenary session on Wednesday morning	5.41% 6	5.41% 6	19.82% 22	21.62% 24	27.93% 31	19.82% 22	111
Presentations on librarianship and library policy	3.54% 4	4.42% 5	12.39% 14	25.66% 29	42.48% 48	11.50% 13	113
Presentations on music research	2.61% 3	6.09% 7	17.39% 20	24.35% 28	47.83% 55	1.74% 2	115
Presentations on technical developments	4.55% 5	2.73% 3	5.45% 6	32.73% 36	49.09% 54	5.45% 6	110
Presentations presenting library collections	1.71% 2	6.84% 8	21.37% 25	38.46% 45	26.50% 31	5.13% 6	117
Guided tours in libraries	6.36% 7	6.36% 7	12.73% 14	24.55% 27	23.64% 26	26.36% 29	110
Roundtable discussions	5.41% 6	2.70% 3	20.72% 23	27.93% 31	19.82% 22	23.42% 26	111

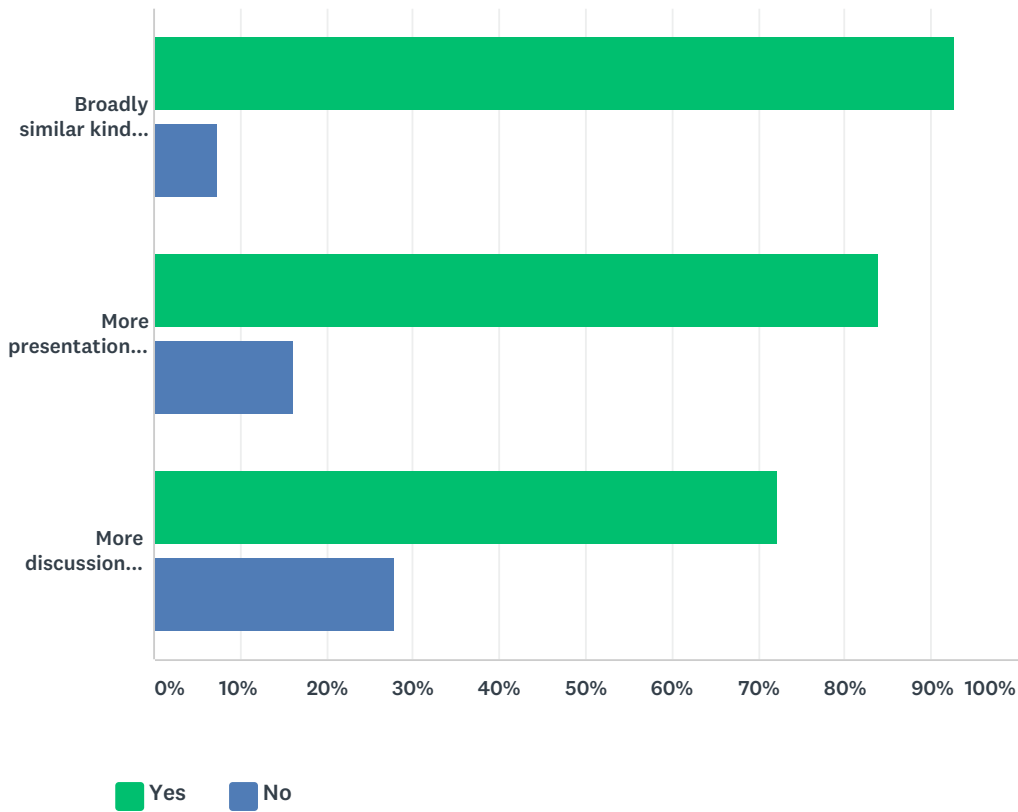
General assembly	2.68% 3	12.50% 14	18.75% 21	24.11% 27	33.93% 38	8.04% 9	112
Working meetings	6.42% 7	3.67% 4	8.26% 9	22.94% 25	30.28% 33	28.44% 31	109
RISM workshop (Introduction to MUSCAT)	8.11% 9	7.21% 8	9.01% 10	11.71% 13	15.32% 17	48.65% 54	111
Poster sessions	3.60% 4	9.01% 10	23.42% 26	27.93% 31	14.41% 16	21.62% 24	111
General Assembly	0.00% 0	0.00% 0	0.00% 0	0.00% 0	100.00% 2	0.00% 0	2
Digital IAML (workshops)	5.56% 6	3.70% 4	8.33% 9	19.44% 21	12.96% 14	50.00% 54	108
Digital IAML (unconference sessions)	5.61% 6	3.74% 4	11.21% 12	12.15% 13	13.08% 14	54.21% 58	107
Hot topic session	4.55% 5	3.64% 4	11.82% 13	22.73% 25	17.27% 19	40.00% 44	110
Wednesday tours	2.68% 3	8.04% 9	13.39% 15	27.68% 31	39.29% 44	8.93% 10	112
Exhibition of editors and vendors	7.08% 8	9.73% 11	21.24% 24	32.74% 37	21.24% 24	7.96% 9	113
Nkoda lunch talk	5.61% 6	13.08% 14	10.28% 11	13.08% 14	3.74% 4	54.21% 58	107
Social programme	1.82% 2	5.45% 6	9.09% 10	30.91% 34	47.27% 52	5.45% 6	110
Networking with colleagues	1.74% 2	2.61% 3	0.87% 1	11.30% 13	76.52% 88	6.96% 8	115
Networking with editors and vendors	8.93% 10	10.71% 12	18.75% 21	25.00% 28	29.46% 33	7.14% 8	112
Keeping myself updated on the profession	2.59% 3	0.86% 1	3.45% 4	10.34% 12	75.86% 88	6.90% 8	116
Getting inspiration	3.39% 4	0.85% 1	1.69% 2	19.49% 23	66.95% 79	7.63% 9	118

**Q6 What do you think about the "Digital IAML"-sessions (workshops and unconference sessions) that were part of the congress programme for the first time?**

Answered: 48 Skipped: 74

### Q7 What would you like to see in future congresses?

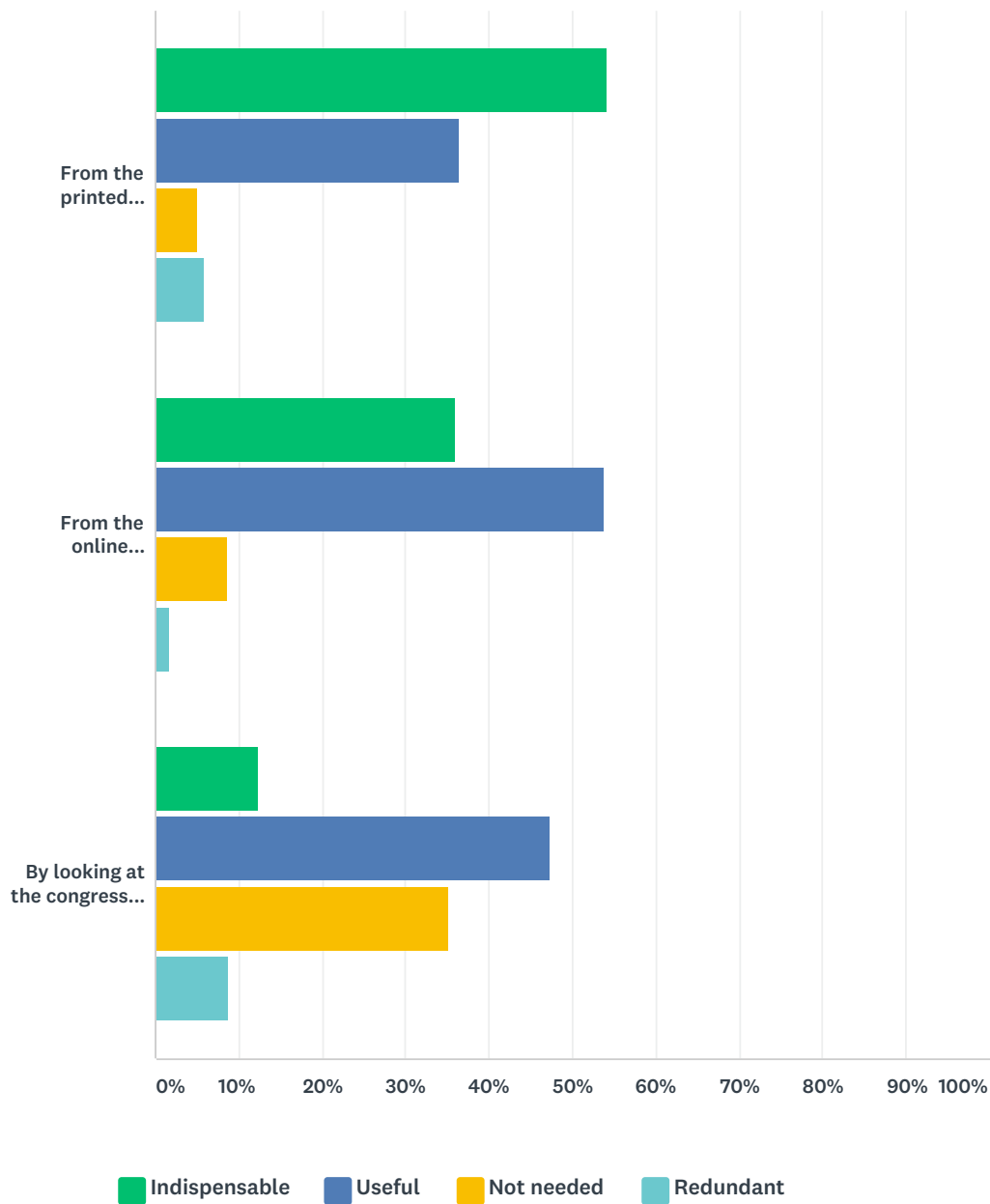
Answered: 118 Skipped: 4



	YES	NO	TOTAL
Broadly similar kinds of content	92.59% 100	7.41% 8	108
More presentations on 'best practices'	83.81% 88	16.19% 17	105
More discussion during the sessions	72.16% 70	27.84% 27	97

## Q8 How did you keep yourself informed about the programme during the congress?

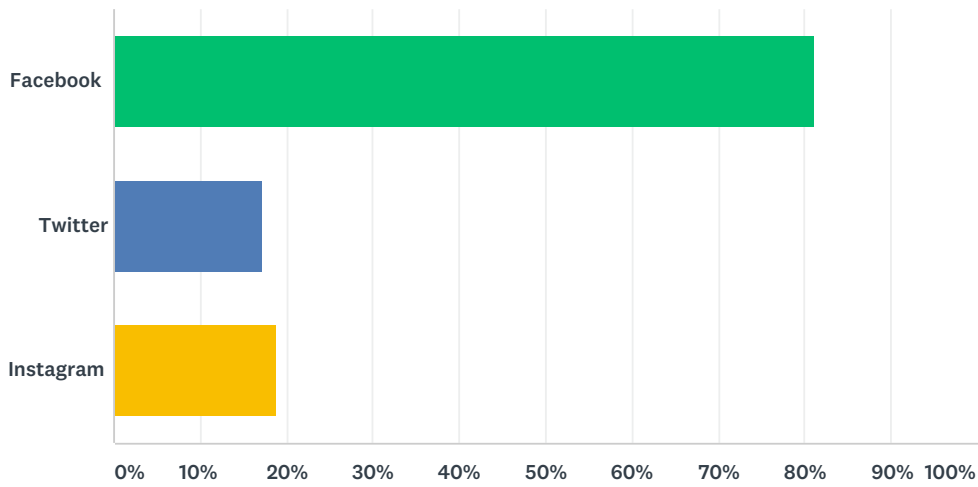
Answered: 122 Skipped: 0



	INDISPENSABLE	USEFUL	NOT NEEDED	REDUNDANT	TOTAL RESPONDENTS
From the printed programme book	54.24% 64	36.44% 43	5.08% 6	5.93% 7	118
From the online programme (sched.com)	35.90% 42	53.85% 63	8.55% 10	1.71% 2	117
By looking at the congress notice board besides the registration desk	12.28% 14	47.37% 54	35.09% 40	8.77% 10	114

### Q9 Did you use social media during the congress? Please select all that apply.

Answered: 64 Skipped: 58

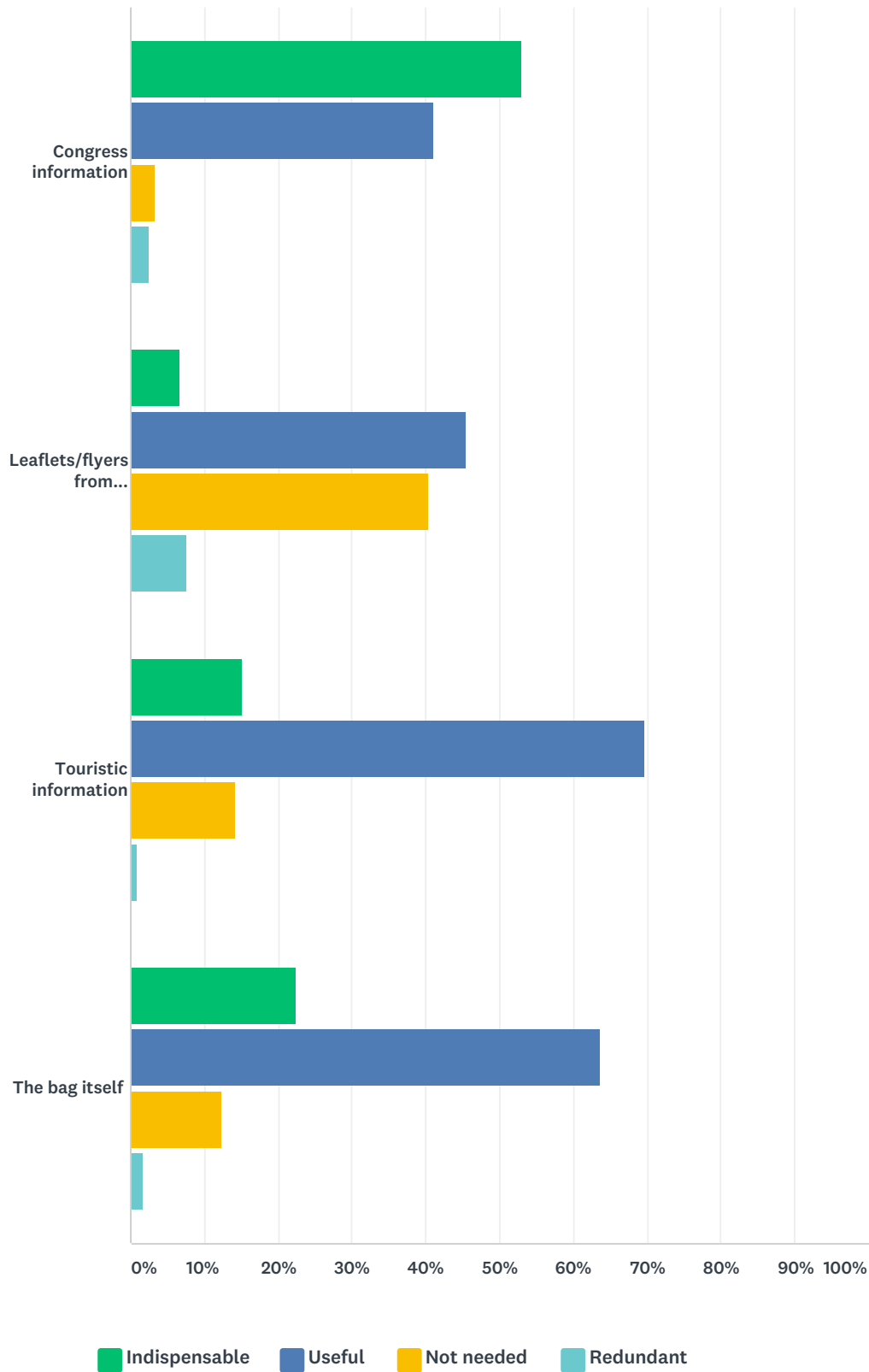


ANSWER CHOICES	RESPONSES	
Facebook	81.25%	52
Twitter	17.19%	11
Instagram	18.75%	12
Total Respondents: 64		



### Q10 What was your opinion of the congress bag and its content?

Answered: 122 Skipped: 0



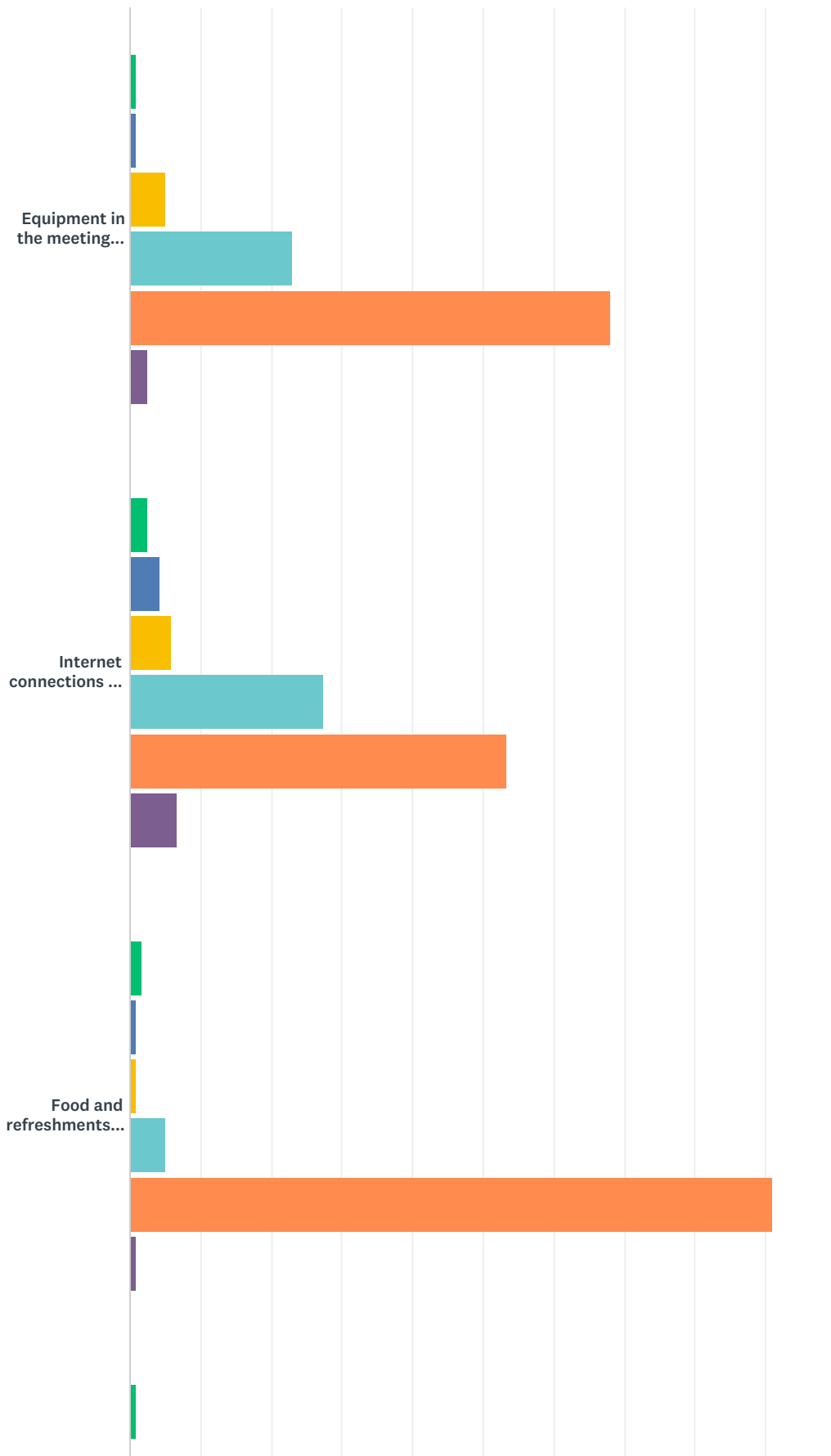
	INDISPENSABLE	USEFUL	NOT NEEDED	REDUNDANT	TOTAL
Congress information	52.99% 62	41.03% 48	3.42% 4	2.56% 3	117
Leaflets/flyers from publishers, distributors and others	6.72% 8	45.38% 54	40.34% 48	7.56% 9	119

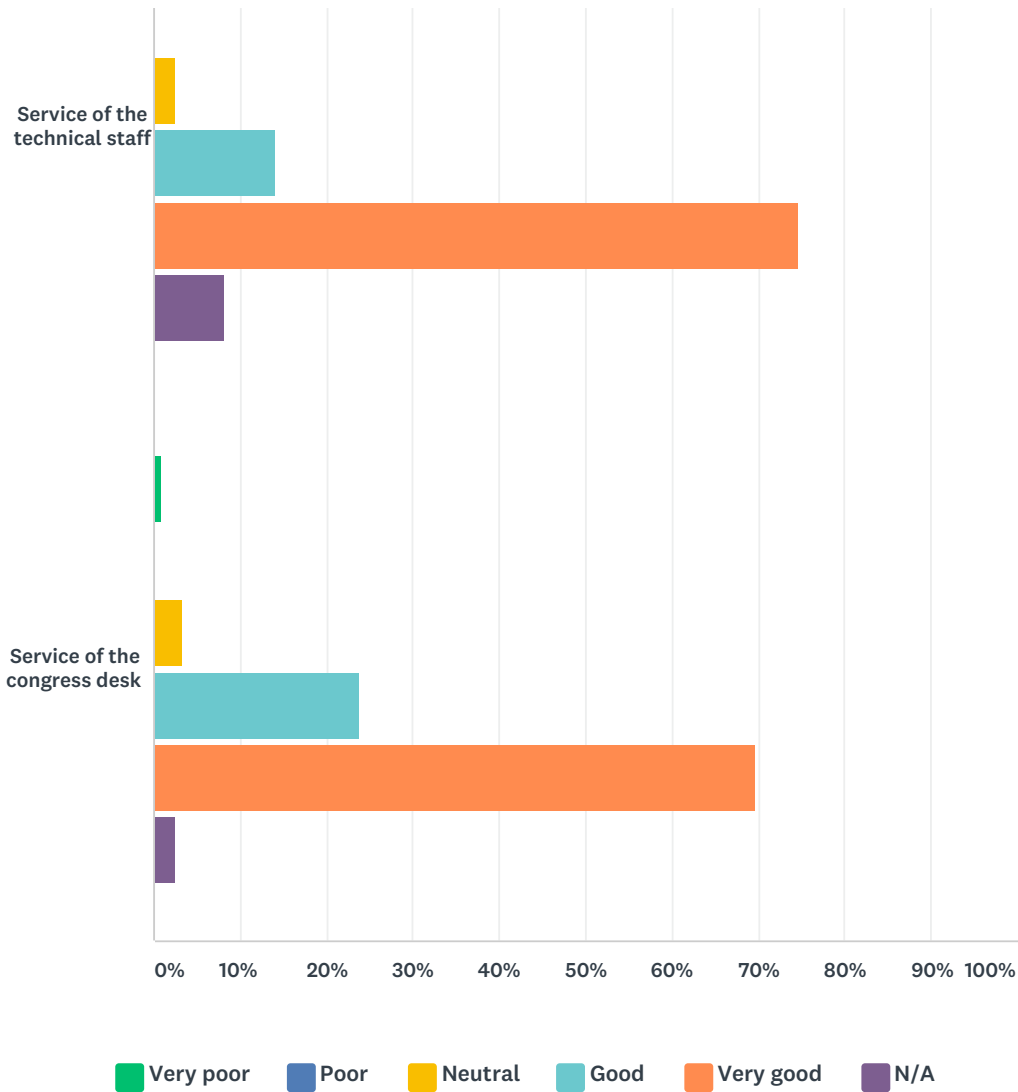
---

Touristic information	15.13%	69.75%	14.29%	0.84%	
	18	83	17	1	119
<hr/>					
The bag itself	22.31%	63.64%	12.40%	1.65%	
	27	77	15	2	121

# Q11 How would you rate the accommodation and services at the congress venue?

Answered: 122 Skipped: 0

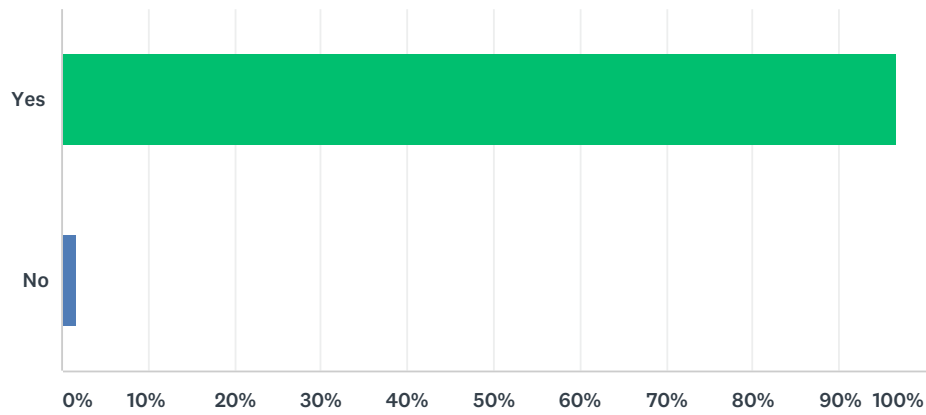




	VERY POOR	POOR	NEUTRAL	GOOD	VERY GOOD	N/A	TOTAL
Equipment in the meeting rooms	0.82% 1	0.82% 1	4.92% 6	22.95% 28	68.03% 83	2.46% 3	122
Internet connections on site	2.50% 3	4.17% 5	5.83% 7	27.50% 33	53.33% 64	6.67% 8	120
Food and refreshments during breaks	1.64% 2	0.82% 1	0.82% 1	4.92% 6	90.98% 111	0.82% 1	122
Service of the technical staff	0.82% 1	0.00% 0	2.46% 3	13.93% 17	74.59% 91	8.20% 10	122
Service of the congress desk	0.82% 1	0.00% 0	3.28% 4	23.77% 29	69.67% 85	2.46% 3	122

## Q12 Would you recommend your colleagues in your home country to attend the IAML congress?

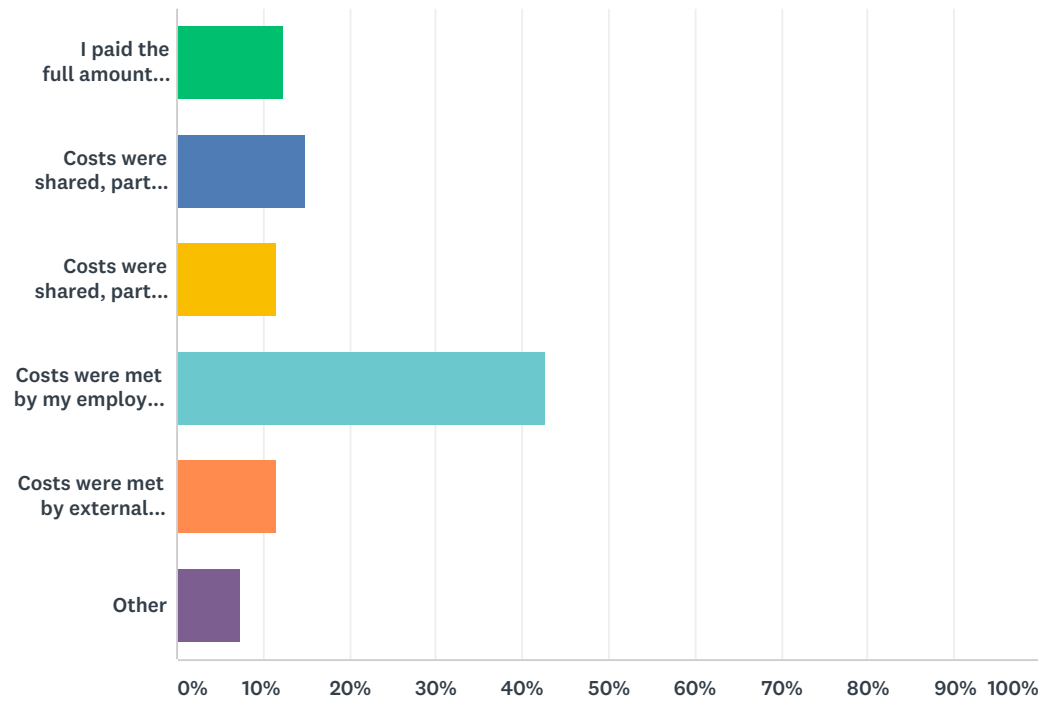
Answered: 122 Skipped: 0



ANSWER CHOICES	RESPONSES	
Yes	96.72%	118
No	1.64%	2
TOTAL		122

### Q13 How was payment made for attending the congress?

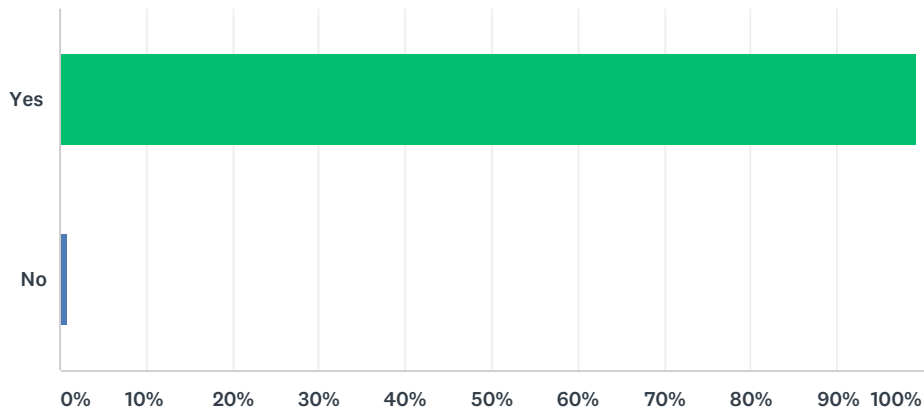
Answered: 122 Skipped: 0



ANSWER CHOICES	RESPONSES	
I paid the full amount (registration, hotel and travel costs)	12.30%	15
Costs were shared, partly by me, partly by my employer	14.75%	18
Costs were shared, partly by me, partly by external funding	11.48%	14
Costs were met by my employer for the full amount	42.62%	52
Costs were met by external funding for the full amount	11.48%	14
Other	7.38%	9
<b>TOTAL</b>		<b>122</b>

### Q14 Do you think that attending the congress was worthwhile?

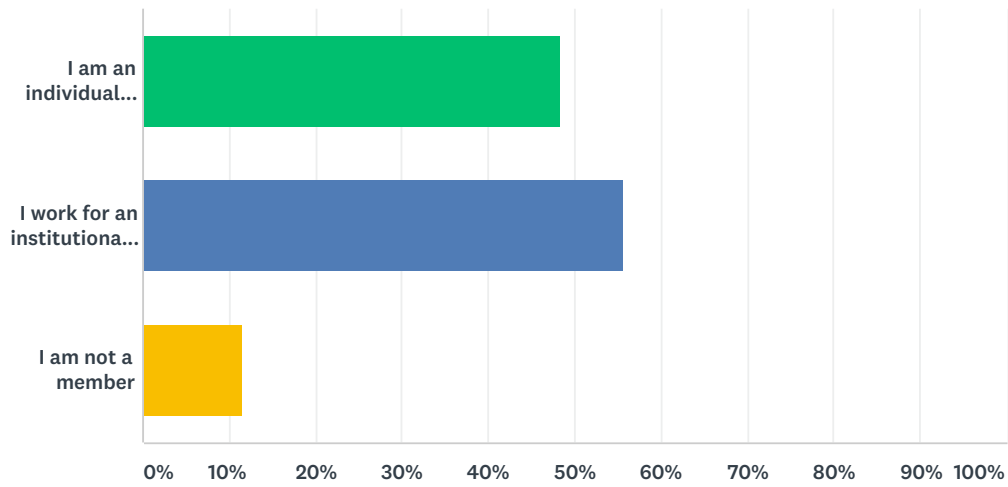
Answered: 121 Skipped: 1



ANSWER CHOICES	RESPONSES	
Yes	99.17%	120
No	0.83%	1
<b>TOTAL</b>		<b>121</b>

### Q15 What is your IAML membership status?

Answered: 122 Skipped: 0

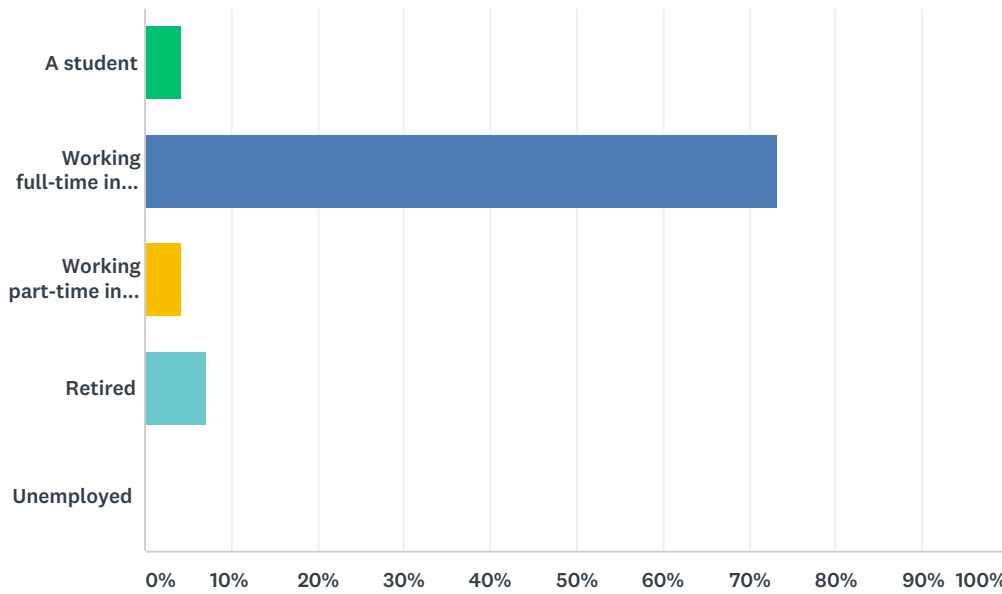


ANSWER CHOICES	RESPONSES	
I am an individual member	48.36%	59
I work for an institutional/corporate member	55.74%	68
I am not a member	11.48%	14
Total Respondents: 122		



### Q16 If you are an individual member, are you?

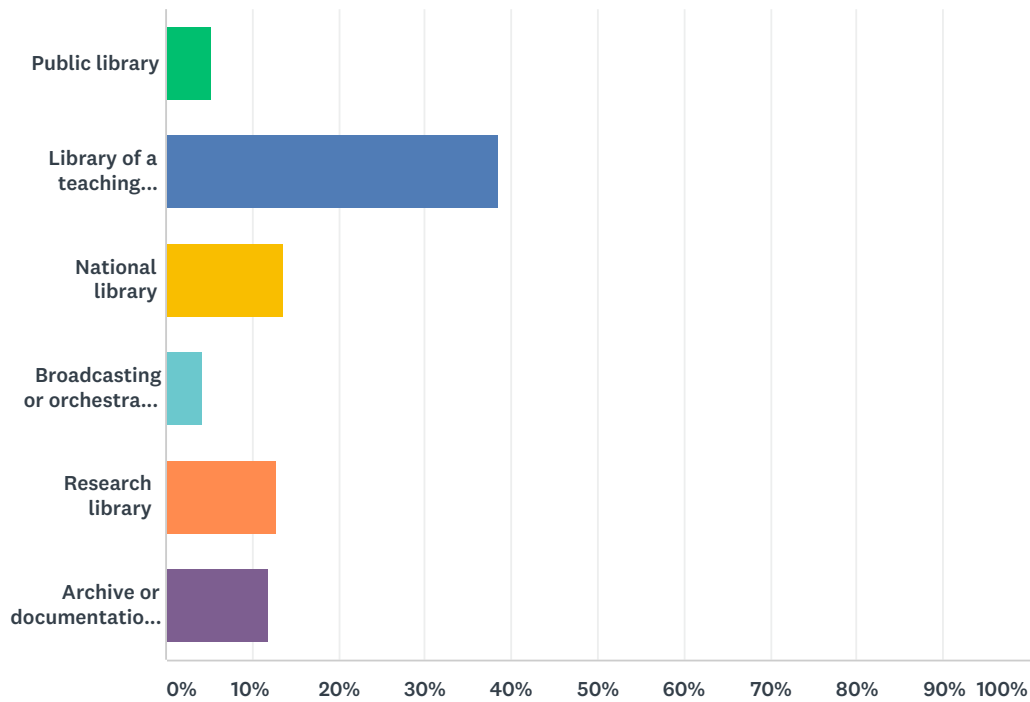
Answered: 71 Skipped: 51



ANSWER CHOICES	RESPONSES	
A student	4.23%	3
Working full-time in a library, archive or documentation centre	73.24%	52
Working part-time in a library, archive or documentation centre	4.23%	3
Retired	7.04%	5
Unemployed	0.00%	0
<b>TOTAL</b>		<b>71</b>

### Q17 In what type of institution do you work (or did you work before retirement)?

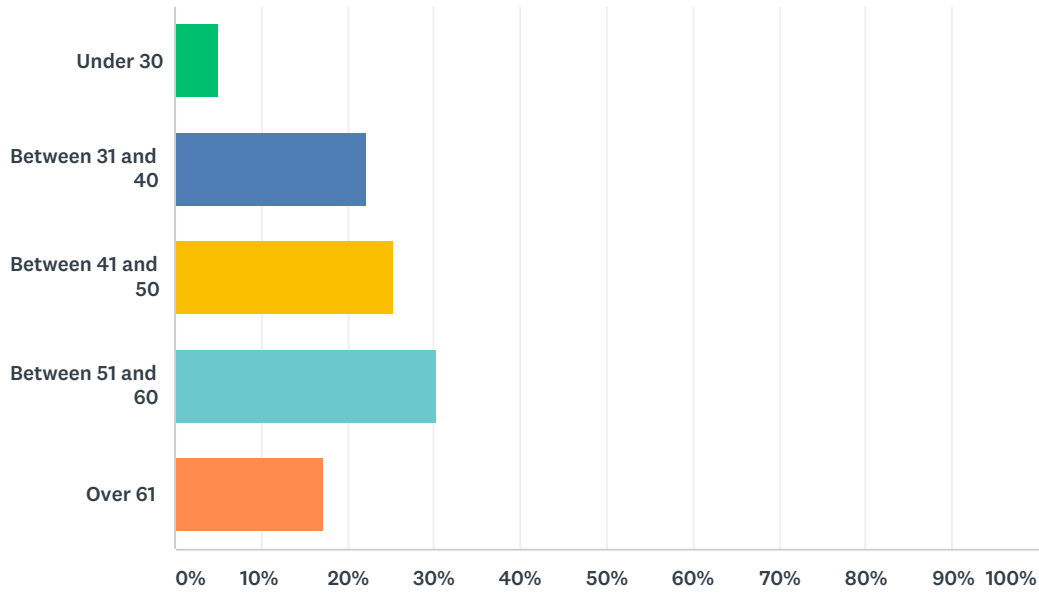
Answered: 117 Skipped: 5



ANSWER CHOICES	RESPONSES	
Public library	5.13%	6
Library of a teaching institution	38.46%	45
National library	13.68%	16
Broadcasting or orchestra library	4.27%	5
Research library	12.82%	15
Archive or documentation centre	11.97%	14
<b>TOTAL</b>		<b>117</b>

### Q18 What is your age group?

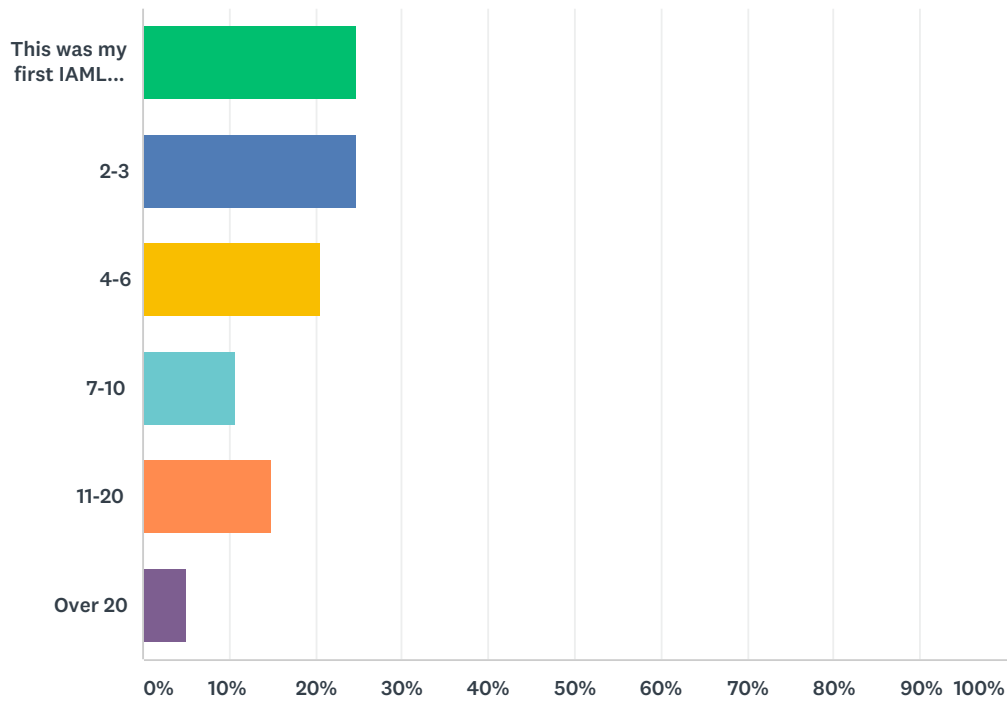
Answered: 122 Skipped: 0



ANSWER CHOICES	RESPONSES	
Under 30	4.92%	6
Between 31 and 40	22.13%	27
Between 41 and 50	25.41%	31
Between 51 and 60	30.33%	37
Over 61	17.21%	21
<b>TOTAL</b>		<b>122</b>

### Q19 How many annual congresses of IAML have you attended?

Answered: 122 Skipped: 0



ANSWER CHOICES	RESPONSES	
This was my first IAML congress	24.59%	30
2-3	24.59%	30
4-6	20.49%	25
7-10	10.66%	13
11-20	14.75%	18
Over 20	4.92%	6
<b>TOTAL</b>		<b>122</b>

**Q20 Please, feel free to add any further comments you have on the Kraków congress or on IAML congresses in general. You could cover any topics not specifically addressed in the questions above. Any suggestions on how we could improve our annual meetings are most welcome.**

Answered: 40 Skipped: 82