

## IAML Conference Survey 2014

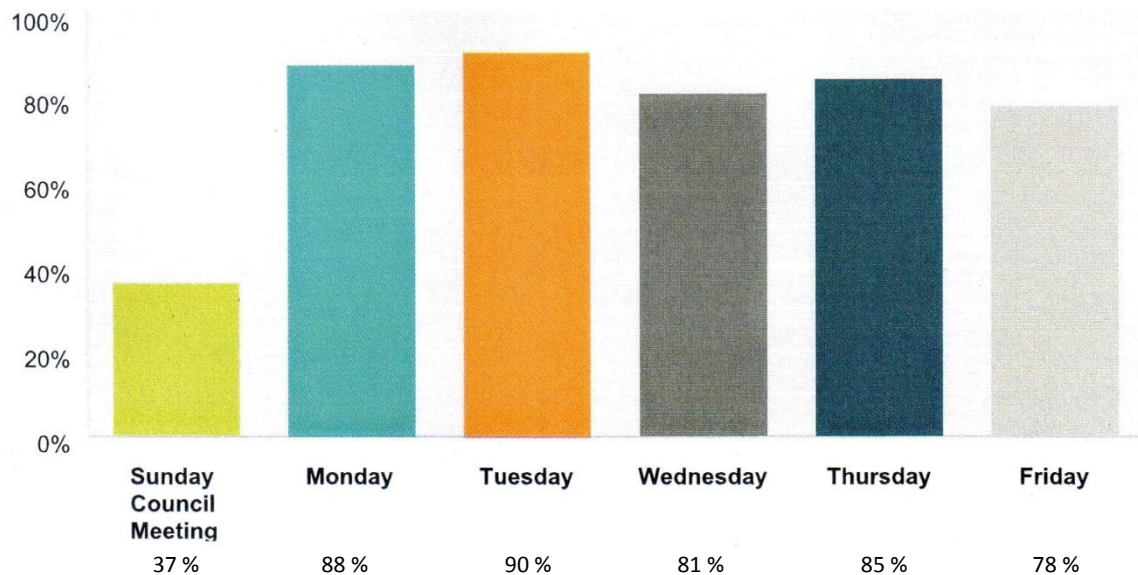
### Summary of the Results with an Overview of the Individual Comments

Participation degree: 142 participants responded, or 53 %. With thanks to who replied.

In case of multiple entries, only the percentage of the highest score is mentioned below the diagrams.

Citations are listed in quotes.

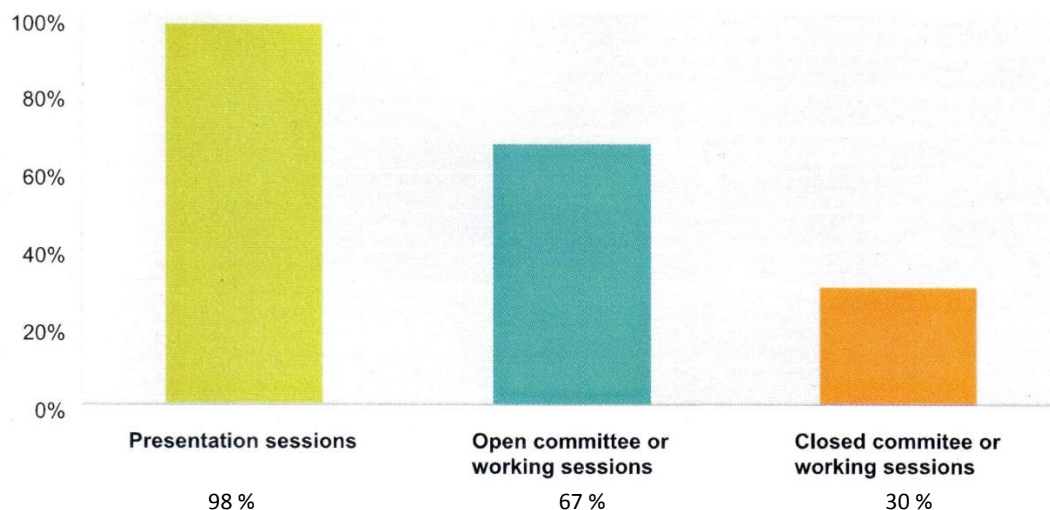
**Question 1: How many days of the conference programme did you attend? Please select all that apply.**



The results indicate clearly that the Council Meeting on Sunday had a limited attendance. Friday carefully announces the end of the conference.

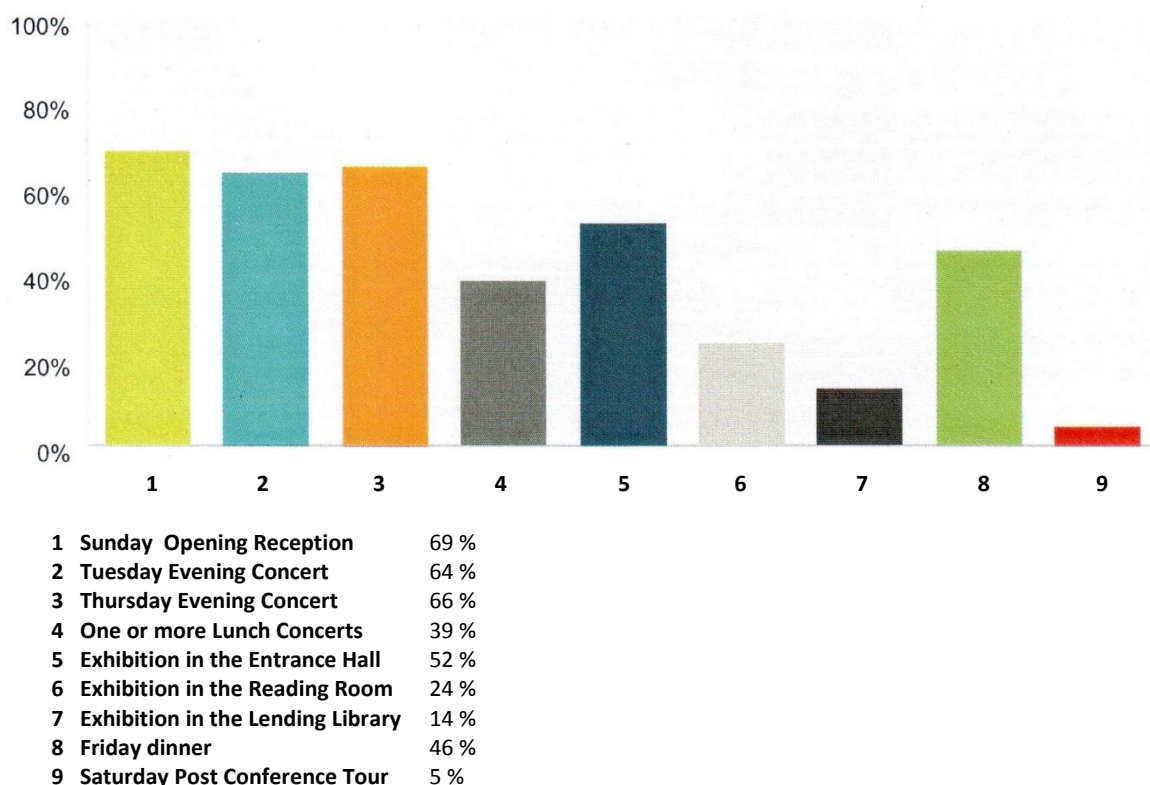
These results also reveal that most responders of this survey attended the conference the whole week.

**Question 2: Did you attend? Please select all that apply.**



Presentation sessions have clearly the highest score. Their threshold is indeed very low. Committees and working sessions have a successful but lower rate, which is very comprehensible as these platforms are demanding a higher degree of activity and participation from the attendees. Not unexpected is the lowest score for the closed meetings. At the other hand, the result of 30 % is not that low and it shows that many members who are active in the closed meetings took the survey.

**Question 3: How much of the conference social programme did you attend? Please select all that apply.**

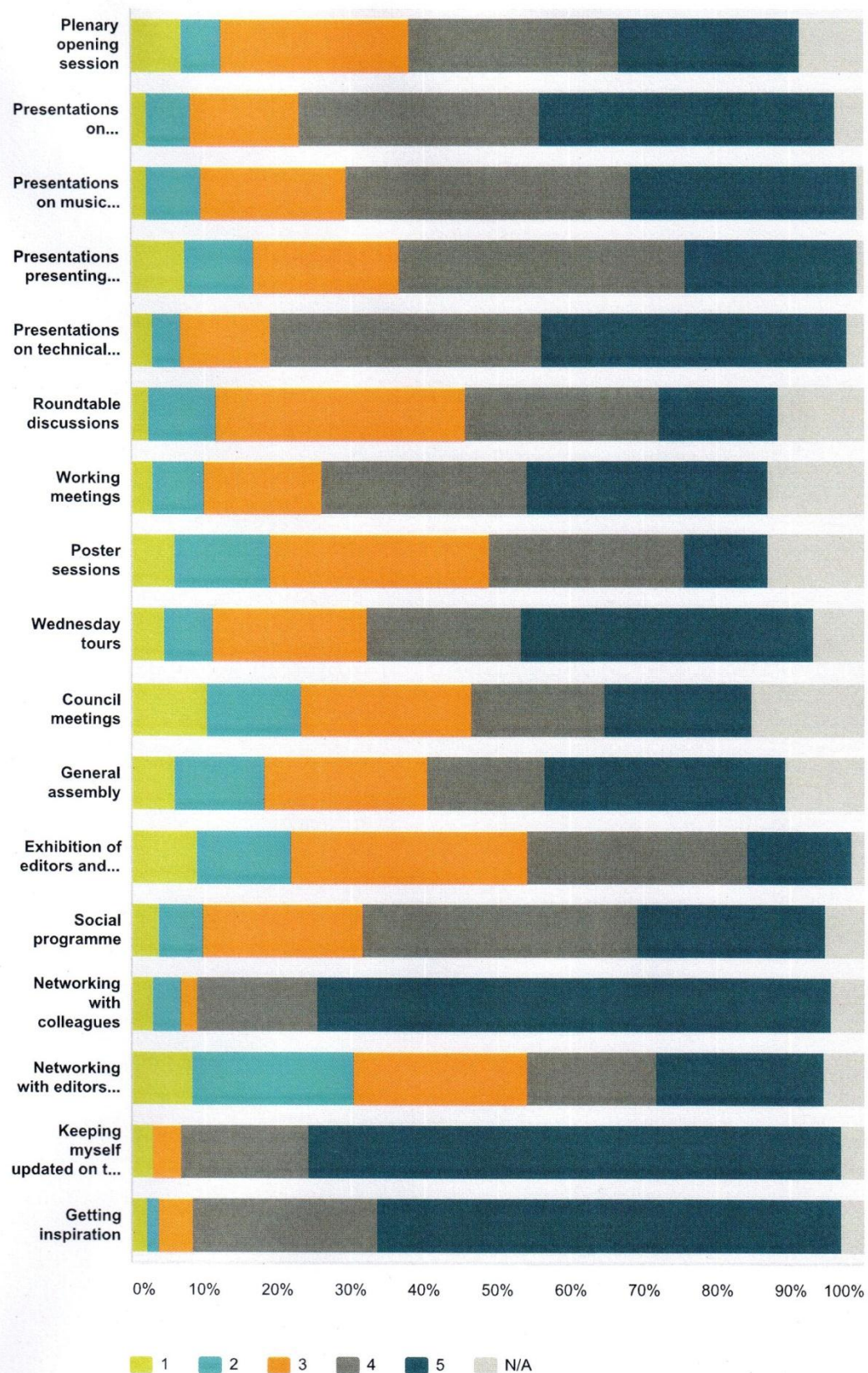


The fact that the scores of the social programme are not higher than the presentations sessions and even almost lower than the open meetings (see question 2) says a lot about the professional attitude of the music librarian.

Highly appreciated are the opening reception and the evening concerts. Exhibitions are also well visited as long as they are easy accessible.



**Question 4: Please rate the following items from 1 (least important) to 5 (most important) in terms of their importance to you.**



The table below is limited to the highest score of each item.

<b>1 Plenary opening session</b>	rate 4	29 %	
<b>2 Presentations on librarianship and library policy</b>	rate 5		40 %
<b>3 Presentations on music research</b>	rate 4	39 %	
<b>4 Presentations presenting music collections</b>	rate 4	39 %	
<b>5 Presentations on technical developments</b>	rate 5		42 %
<b>6 Roundtable discussions</b>	rate 3	34 %	
<b>7 Working meetings</b>	rate 5		33 %
<b>8 Poster sessions</b>	rate 3	30 %	
<b>9 Wednesday tours</b>	rate 5		40 %
<b>10 Council meetings</b>	rate 3	23 %	
<b>11 General assembly</b>	rate 5		33 %
<b>12 Exhibition of editors and vendors</b>	rate 3	32 %	
<b>13 Social programme</b>	rate 4	38 %	
<b>14 Networking with colleagues</b>	rate 5		70 %
<b>15 Networking with editors and vendors</b>	rate 3	24 %	
<b>16 Keeping myself updated on the profession</b>	rate 5		73 %
<b>17 Getting inspiration</b>	rate 5		63 %

These results give a lot of information. Generally the rate 1 and 2 are very low, which is a good indicator about the interest of the conference.

In the table below you find the combined result of the negative rates 1-2 and the positive rates 4-5; in the middle the neutral rate 3.

	<b>Rate 1-2</b>	<b>Rate 3</b>	<b>Rate 4-5</b>
<b>1 Plenary opening session</b>	12 %	26 %	53 %
<b>2 Presentations on librarianship and library policy</b>	8	15	73
<b>3 Presentations on music research</b>	10	20	70
<b>4 Presentations presenting music collections</b>	17	20	63
<b>5 Presentations on technical developments</b>	7	12	79
<b>6 Roundtable discussions</b>	12	34	43
<b>7 Working meetings</b>	10	16	61
<b>8 Poster sessions</b>	19	30	38
<b>9 Wednesday tours</b>	11	21	61
<b>10 Council meetings</b>	23	23	38
<b>11 General assembly</b>	18	22	49
<b>12 Exhibition of editors and vendors</b>	21	32	44
<b>13 Social programme</b>	10	22	59
<b>14 Networking with colleagues</b>	7	2	87
<b>15 Networking with editors and vendors</b>	31	23	40
<b>16 Keeping myself updated on the profession</b>	3	4	90
<b>17 Getting inspiration</b>	4	5	89

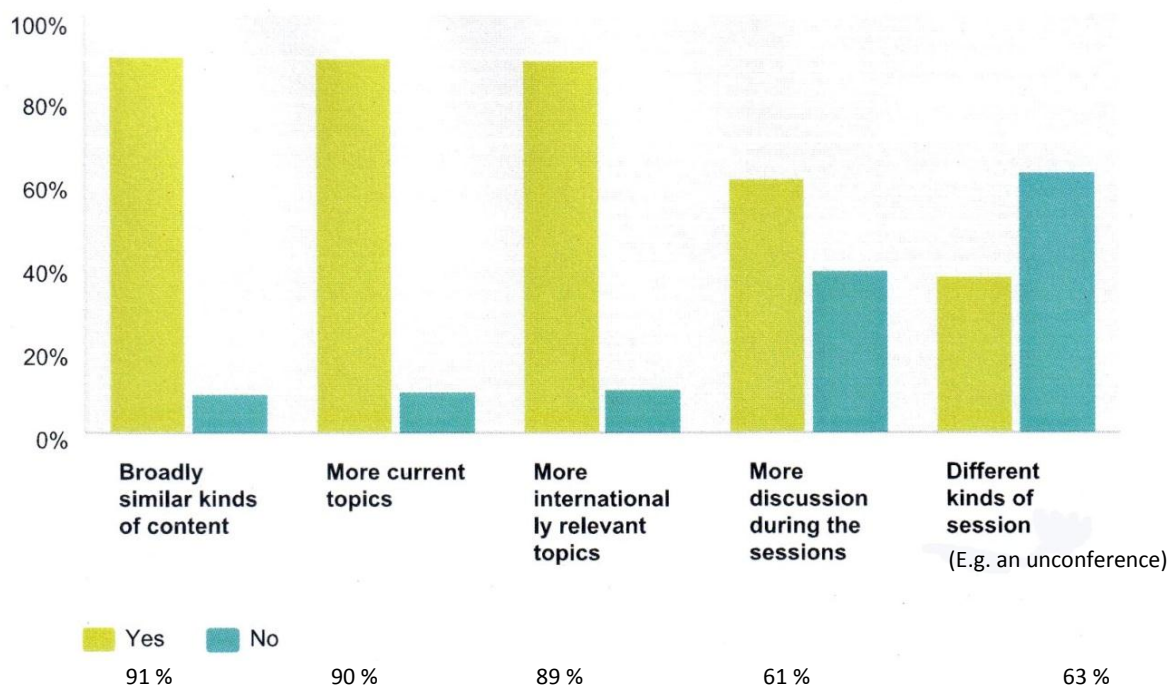
The most important activities are the updating, the inspiration and the networking. Their high rates are even reinforced by the weak scores for the rates 1 to 3.

The lowest scores are given for the roundtable discussions, the poster sessions, the council meeting, the exhibition of editors and the networking with them. The last one has also a strong score in rate 1-2. Especially the low score for the roundtable discussions is surprising. In the survey of 2013, 55 % was in favour of more roundtable/discussion sessions.

Concerning the subjects for presentations the items librarianship and technical developments are more appreciated than presenting music collections.

The free comments confirmed this: "meeting librarians" and "personal contact" are popular themes. For the poster session it is advised to give it a place "in the most active area". About the subjects, one said: "too many papers on stuff I have in my library", but another expressed his hope to "visit libraries and collections".

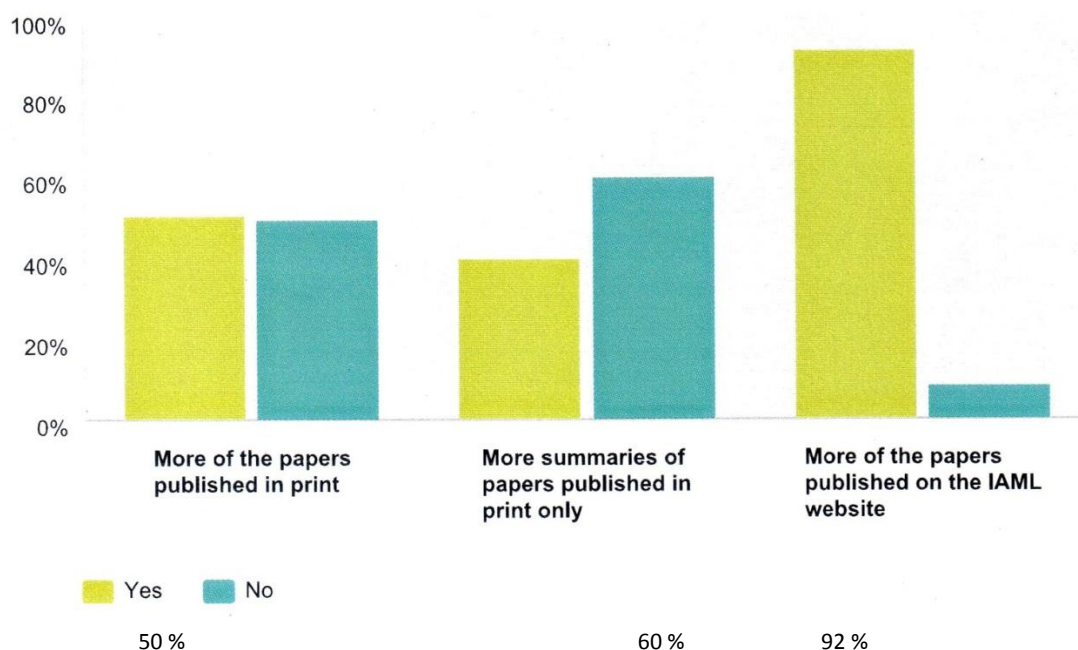
**Question 5: What would you like to see in future conferences? Please select all that apply.**



The answers for the content of future conferences are very clear: broadly similar content but with accents on current and internationally relevant topics. Roundtable discussions are not highly esteemed by this group (former question), but more time for discussion during the sessions is desirable. The sense for experiments is rather limited in IAML.

Following tendencies appeared in the free comments. 1. Requests for less descriptions of collections, but more on library policy and technical developments. 2. The issue of the (lacking of the) presenting skills, often due to limited language knowledge.

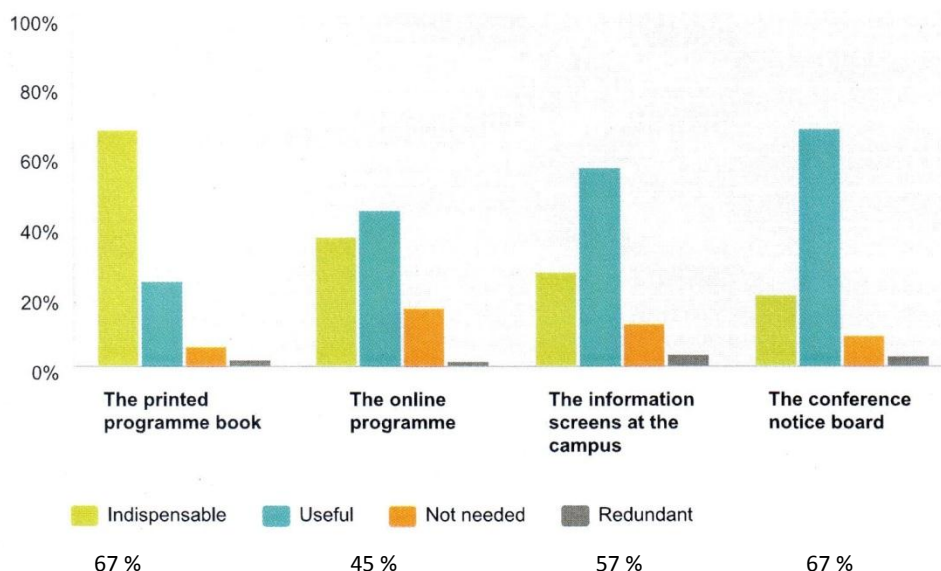
**Question 6: IAML currently publishes only a selection of papers in its journal *Fontes Artis Musicae*. Would you like to see?**



Notable is the request for more papers published on an electronic platform.



**Question 7: How did you keep yourself informed about the programme during the conference?**

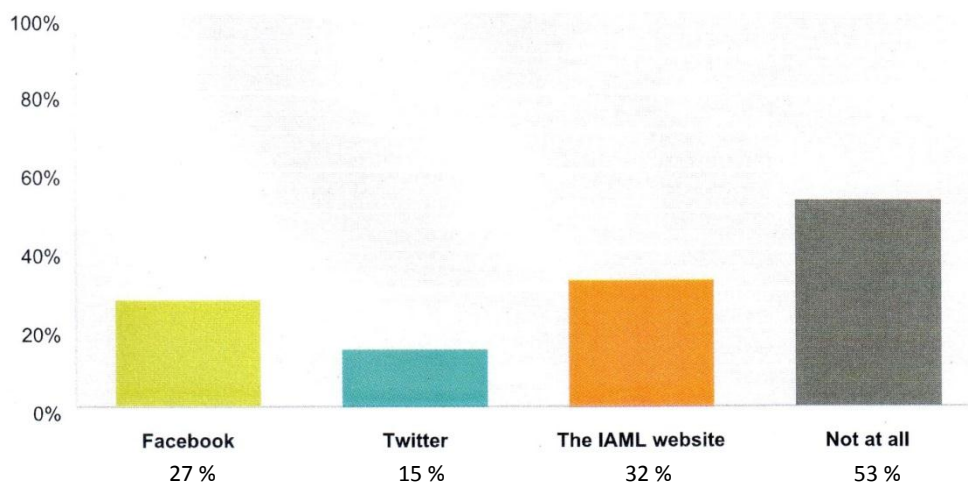


It seems that the printed programme will stand for some time, although some people expressed their preference for electronic carriers. Some of us would like to see “an app created” because the “pdf is not user-friendly enough”.

Electronic boards are fine, but the screens “gave only selected information”.

To conclude: “For the time being both printed and online information seems indispensable, but this may change quickly”. And last but not least, oral information transfer is still considered as useful and effective.

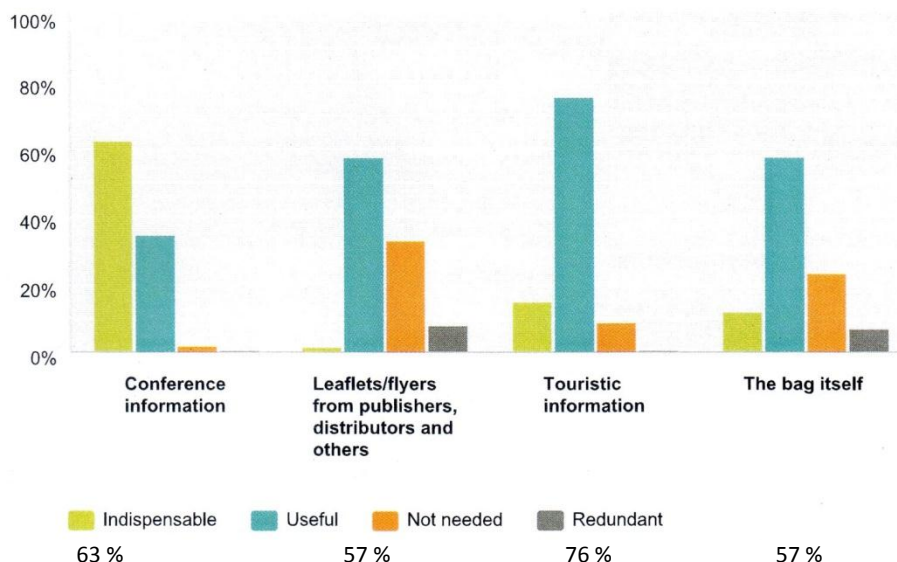
**Question 8: Did you use social media during the conference? Please select all that apply.**



More than 50 % said not to use social media. Based on that information, it is obvious that some users of social media are active on different platforms.

Individual responses were very scarce. Only one said to be a blogger, another suggested to use Instagram.

### Question 9: What was your opinion of the conference bag and its content?



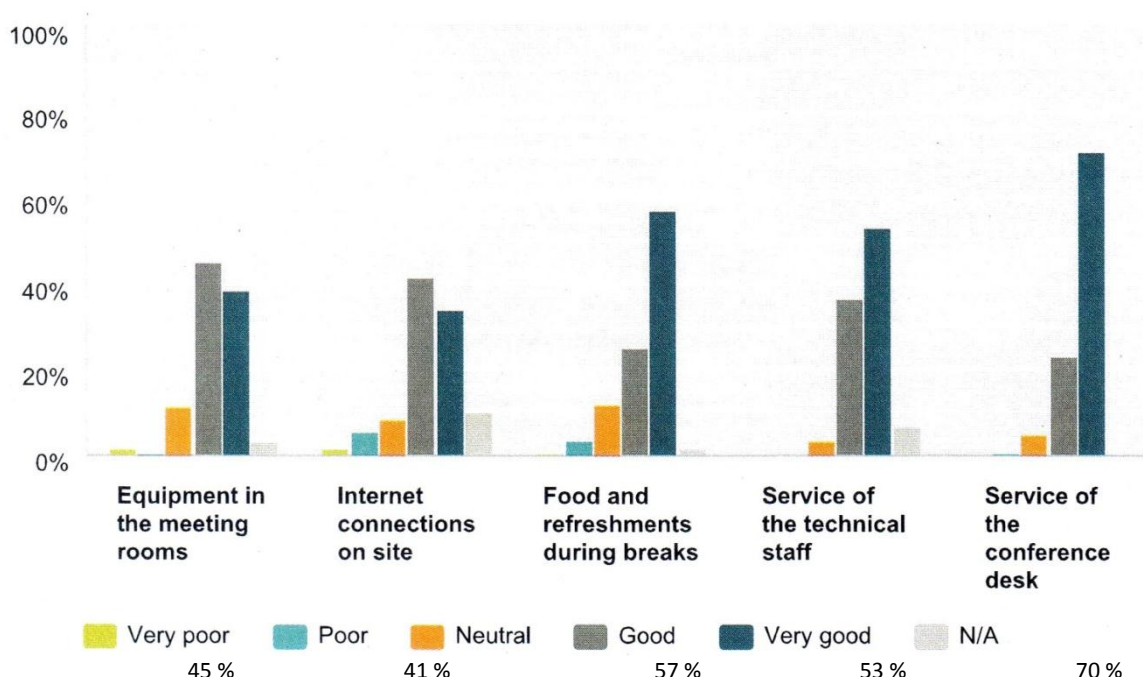
The conference information is the most essential item in the bag. More surprising is the fact that touristic information is more appreciated than flyers from publishers. Look at the tie between these flyers and the bag itself.

Some individual comments are ecologically inspired: "Have a recycle bin for things individuals don't need" or for what "they already have in their office".

Attendane lists are highly esteemed. Some people want to have them in different alphabetical orders (by name, institution, country) but an electronic version might make this idea possible with a limited ecological footprint.

Attendees for one or two day did not received a bag and they did complain. Nobody want to miss a collector's item.

### Question 10: How would you rate the accomodation and services at the conference venue?

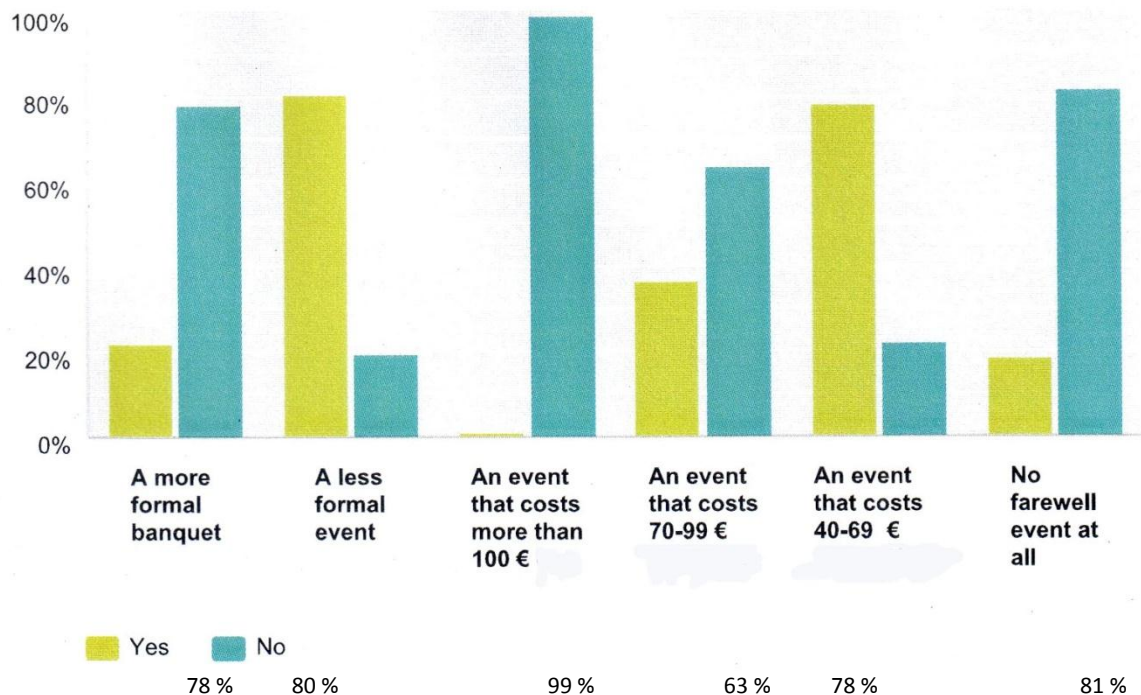


Individual responses were very similar to the survey results and contained lots of compliments.

Although there were some critical remarks, e.g. about the limited facilities for (cheap) lunches, about

the too limited information on the website how to find the venue, and some complained about weak internet connection. At the other hand, the chocolates, the “frietkot” and the beer did wonders.

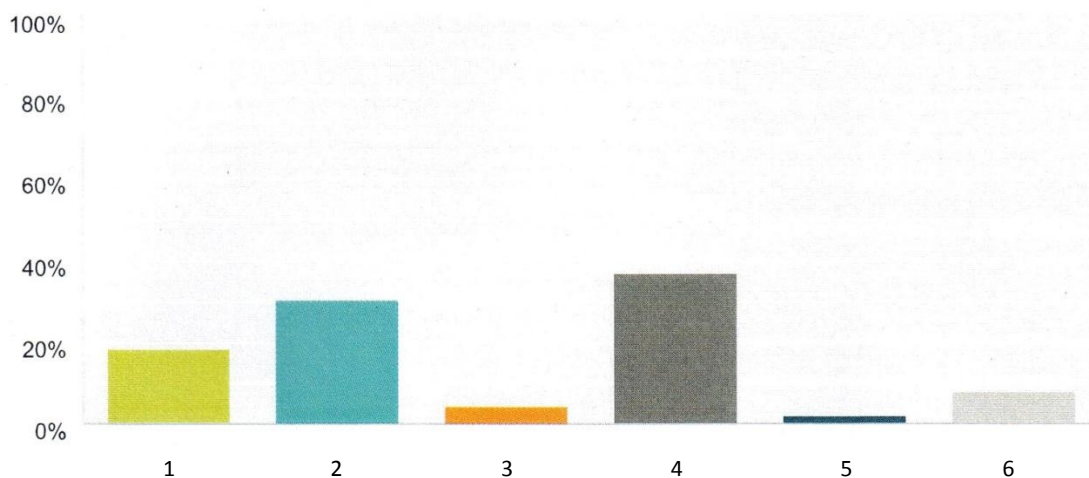
#### Question 11: Would you prefer on the Friday evening:



The average IAML member does not like too formal and too expensive Friday evenings, but an event, at a modest price, is highly appreciated: “cheaper, easier, opener”.

Individual comments focused mostly on the balance price-quality of the Antwerp Friday evening. For some of them it was too expensive for the served quality in food and accomodation. One pointed out: “Detailed communication is needed well in advance: we have to know what we will get fort hat price”.

#### Question 12: How was payment for attending the conference made?

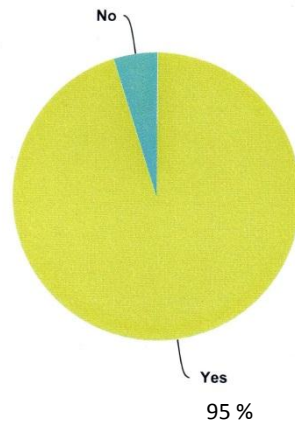




1 I paid the full amount	18 %
2 Costs were shared, partly by me, partly by my employer	31 %
3 Costs were shared, partly by me, partly by external funding	4 %
4 Costs were met by my employer for the full amount	37 %
5 Costs were met by external funding for the full amount	2 %
6 Other	8 %

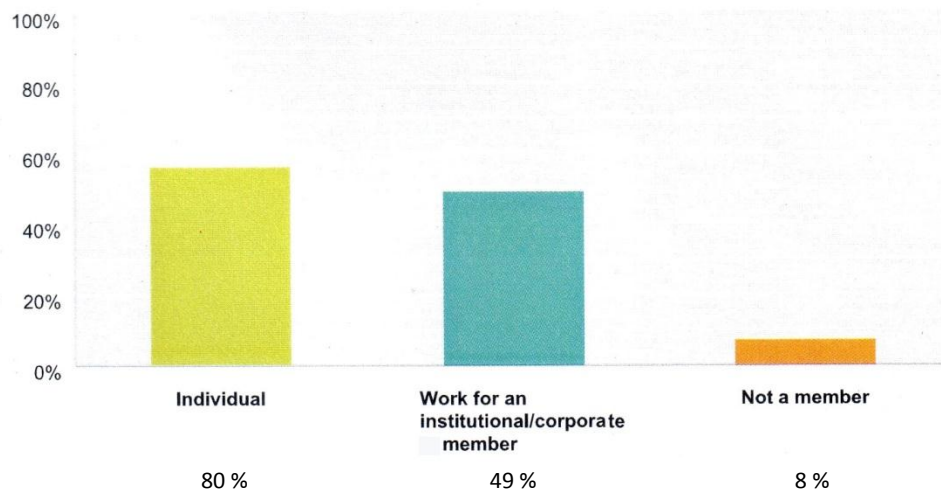
It probably will not change your personal situation, but it is not bad to try to belong to the 39 % of the attendees who are funded for the full amount.

**Question 13: Are you convinced that attending the conference was worthwhile?**



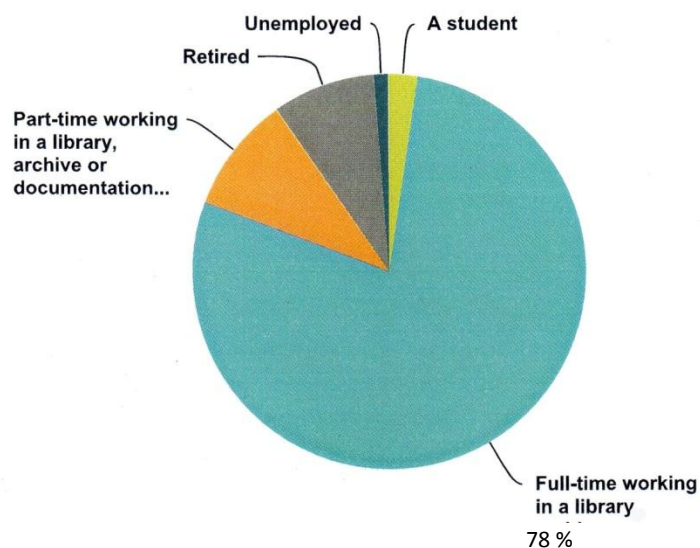
This chart speaks for itself.

**Question 14: What is your IAML membership status?**



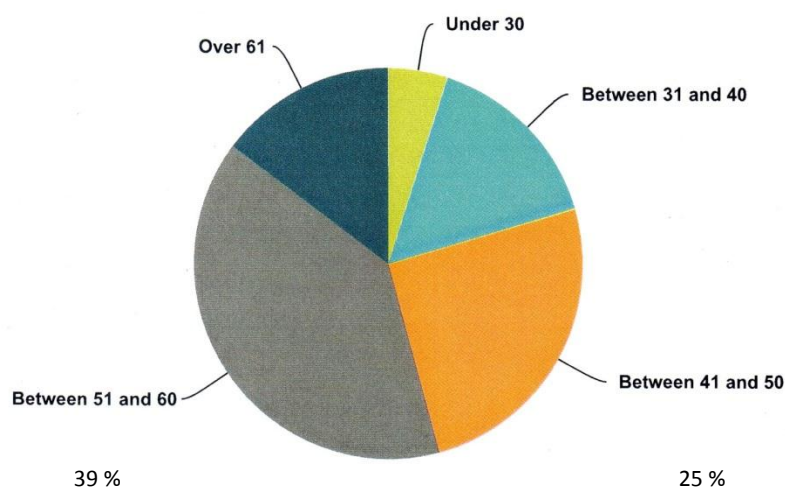
And this one too.

**Question 15: If you are an individual member, are you?**



A very small minority of the attendees did not fit in the proposed categories: researcher or workers in the field of music or in a heritage institution.

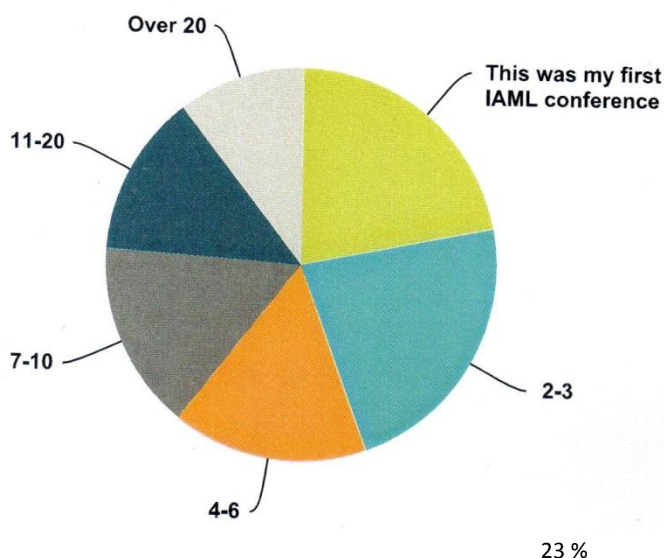
**Question 16: What is your age group?**



Under 30	5 %
31-40	16
41-50	25
51-60	39
Over 61	15

More than the half of the attendees is older than 51. The group of 61 plus is as big as the group of 31-40. Young people are underrepresented.

### Question 17: How many conferences have you attended?



First attendance	22 %
2-3	23
4-6	16
7-10	15
11-20	13
Over 20	11

The division is rather equal. It looks as if one reaches 4 attendances, he becomes a very loyal customer. Does it mean that a IAML conference is addictive?

### Question 18: Further comments.

Total number of individual comments was 48, covering a wide range of topics, going from very warm compliments for the organizers to suggestions for future conferences. The exceptional Wednesday tours also got comments, positive as well as negative.

Some topics that appeared at least twice in the comments:

About the content:

- Focus on more useful and practical information, like new information sources;
- More working meetings and less descriptive sessions;

About the organization:

- More contact between the chairman and the presenters to discuss content and form;
- For the presenters: speak clearly and slowly because your audience is not English native speaking;
- Involve more young people;
- Invite members from other international organizations to improve IAML's visibility;
- Engage professional conference organizers;
- Better access for disabled people;
- Reduce the length of the conference: a shorter one of 3 days will be most welcome.

Survey organized by the IAML board.

Overview of the individual comments prepared by Johan Eeckeloo, 1 December 2014.