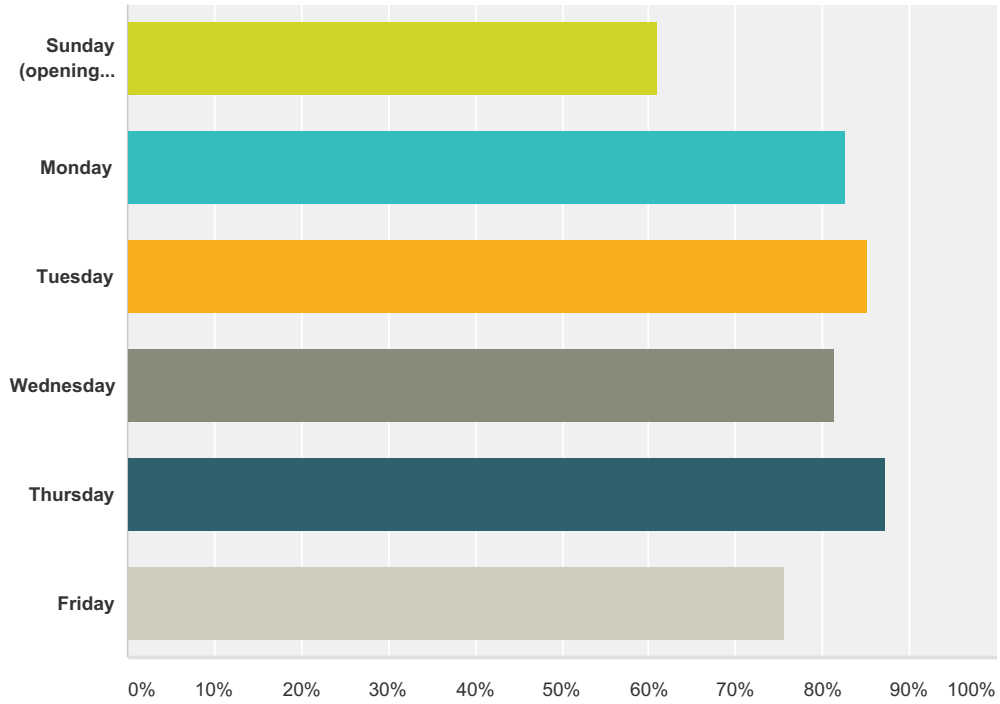


**Q1 Which days of the conference programme did you attend? Please select all that apply.**

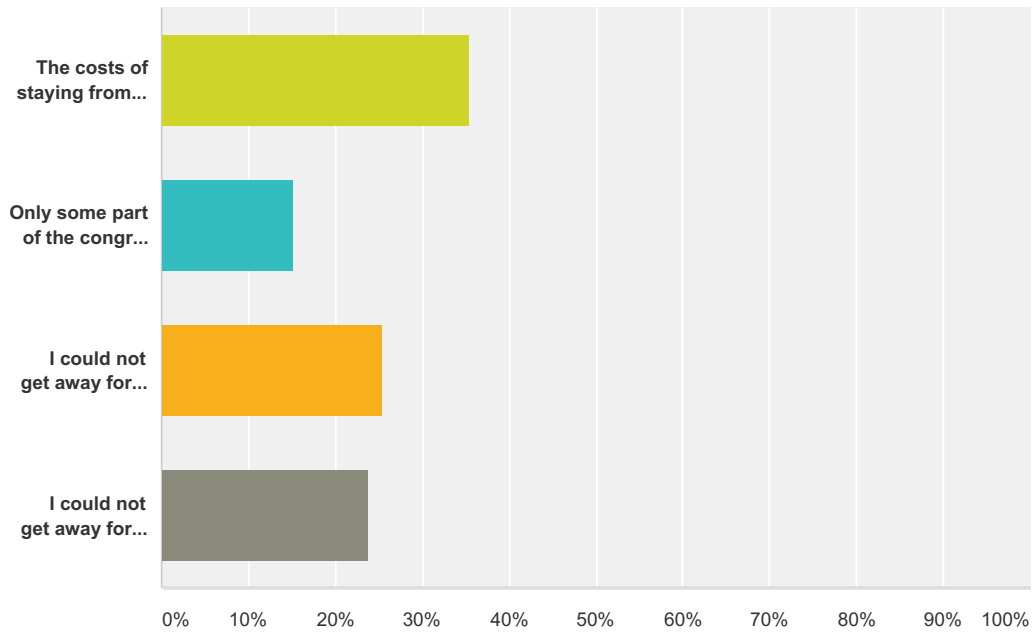
Answered: 156 Skipped: 0



Answer Choices	Responses
Sunday (opening ceremony with JuniOrchestra)	60.90% 95
Monday	82.69% 129
Tuesday	85.26% 133
Wednesday	81.41% 127
Thursday	87.18% 136
Friday	75.64% 118
<b>Total Respondents: 156</b>	

## Q2 If you did not attend the congress from beginning to end, what was your motivation for doing so?

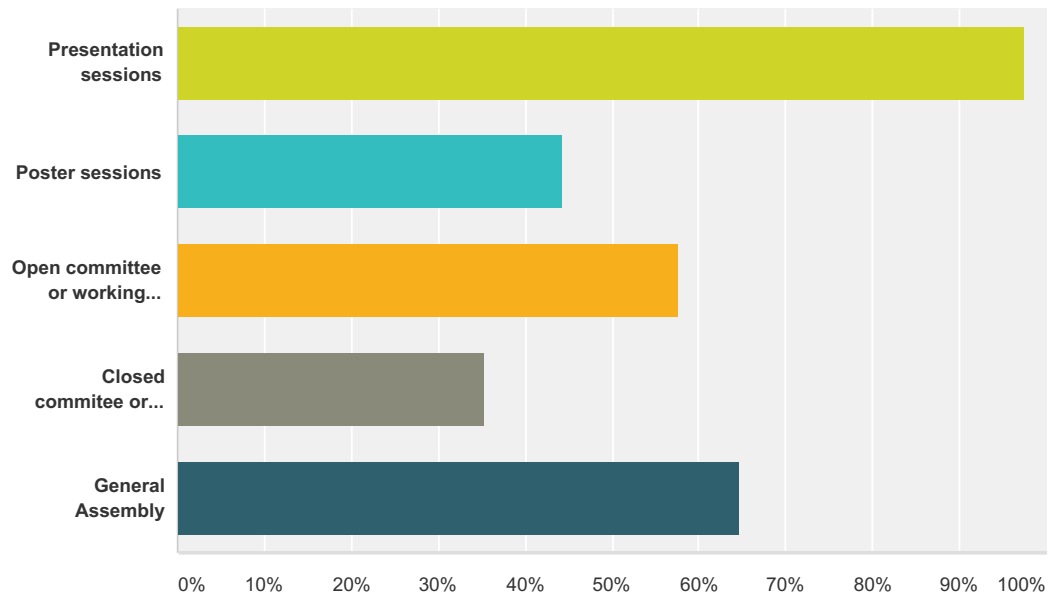
Answered: 59 Skipped: 97



Answer Choices	Responses
The costs of staying from Sunday to Friday seemed too high.	35.59% 21
Only some part of the congress programme was of interest to me.	15.25% 9
I could not get away for so many days from my job.	25.42% 15
I could not get away for so many days from home for private reasons.	23.73% 14
<b>Total</b>	<b>59</b>

### Q3 What did you attend? Please select all that apply.

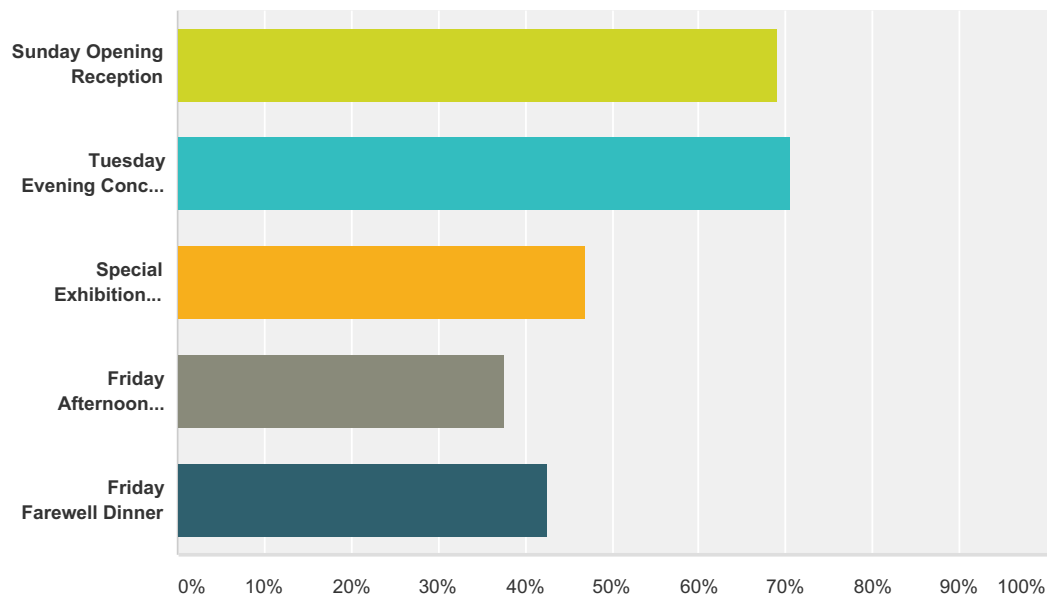
Answered: 156 Skipped: 0



Answer Choices	Responses
Presentation sessions	97.44% 152
Poster sessions	44.23% 69
Open committee or working sessions	57.69% 90
Closed committee or working sessions	35.26% 55
General Assembly	64.74% 101
<b>Total Respondents: 156</b>	

### Q4 How much of the social programme did you attend? Please select all that apply.

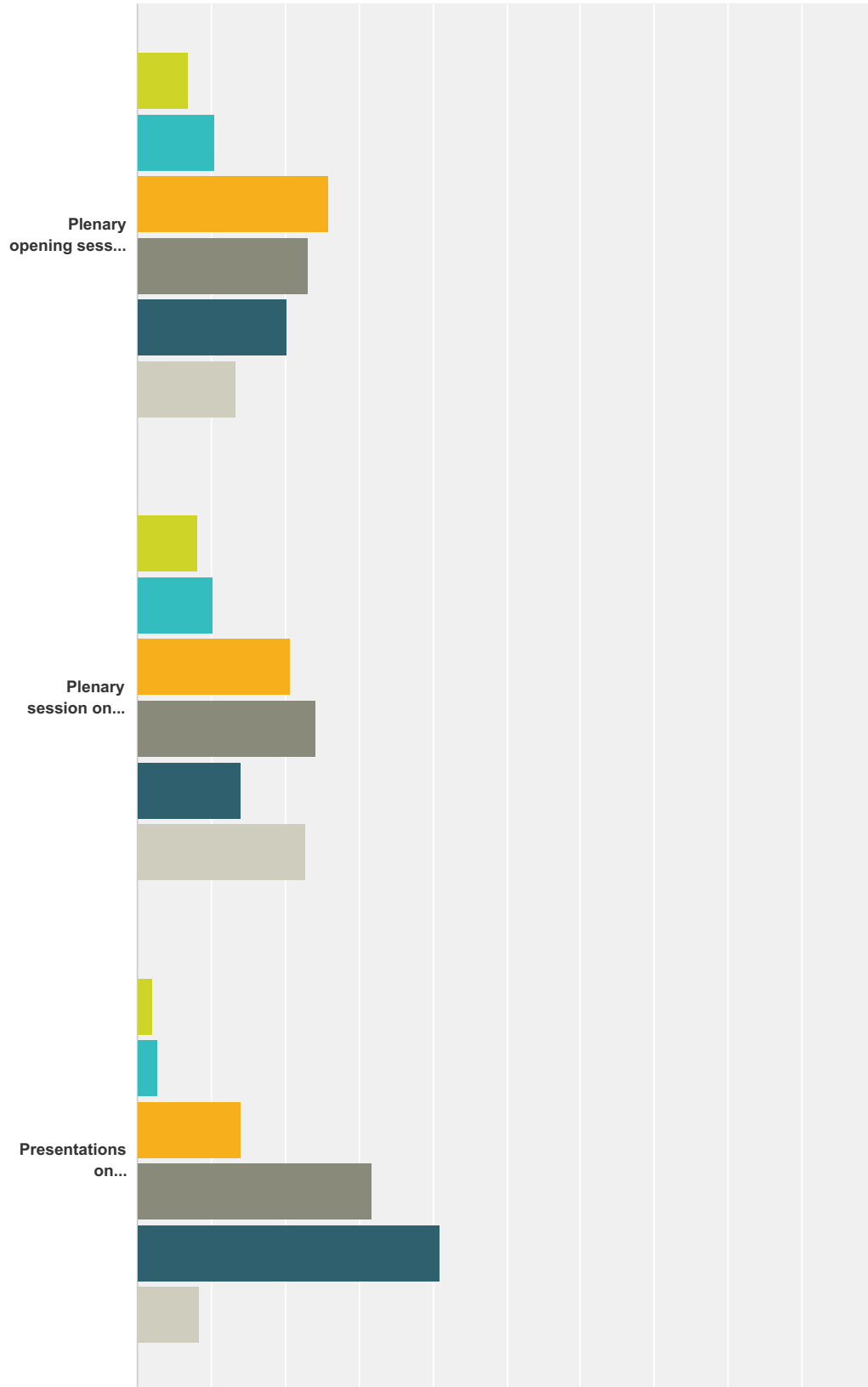
Answered: 136 Skipped: 20

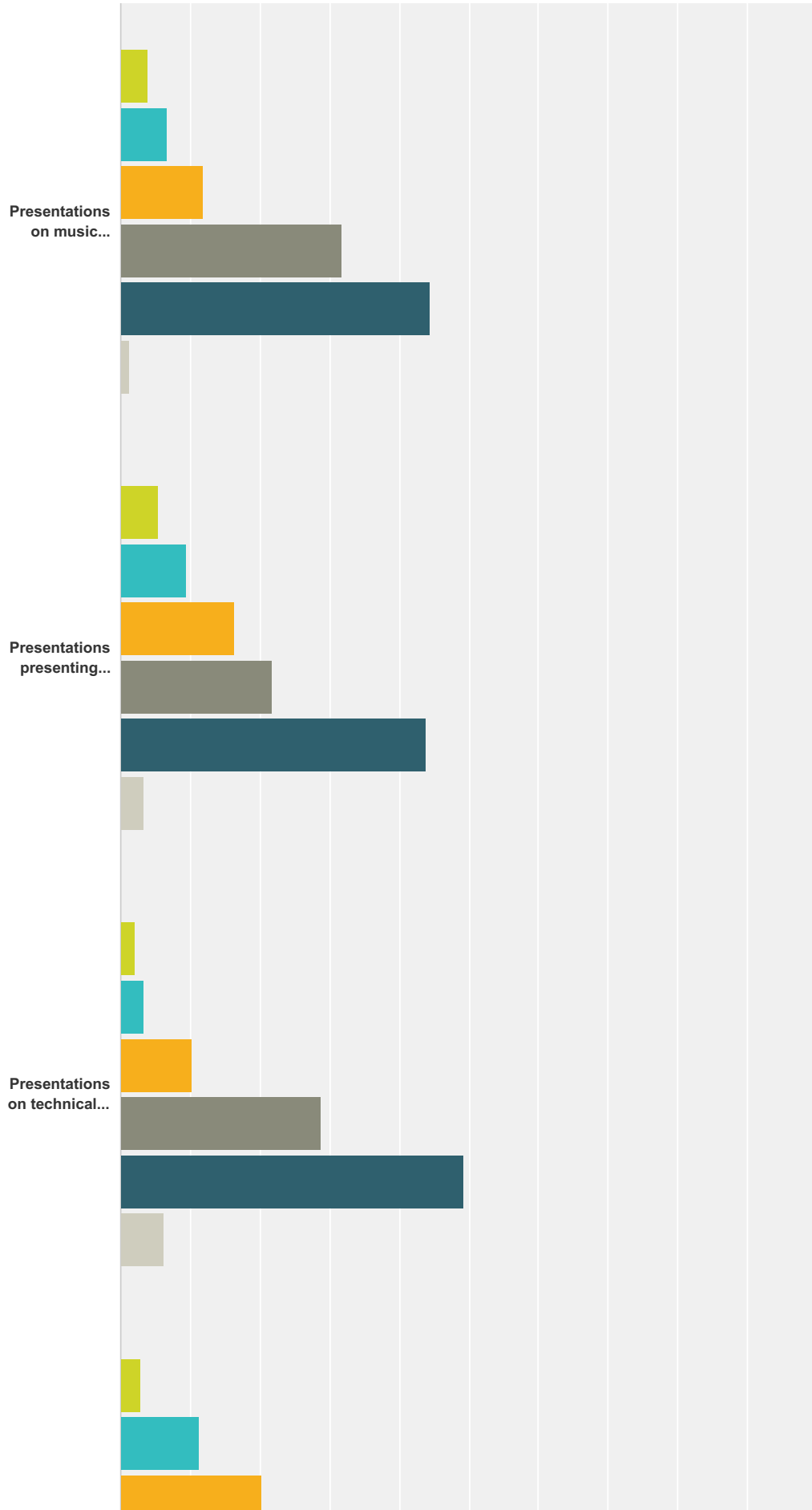


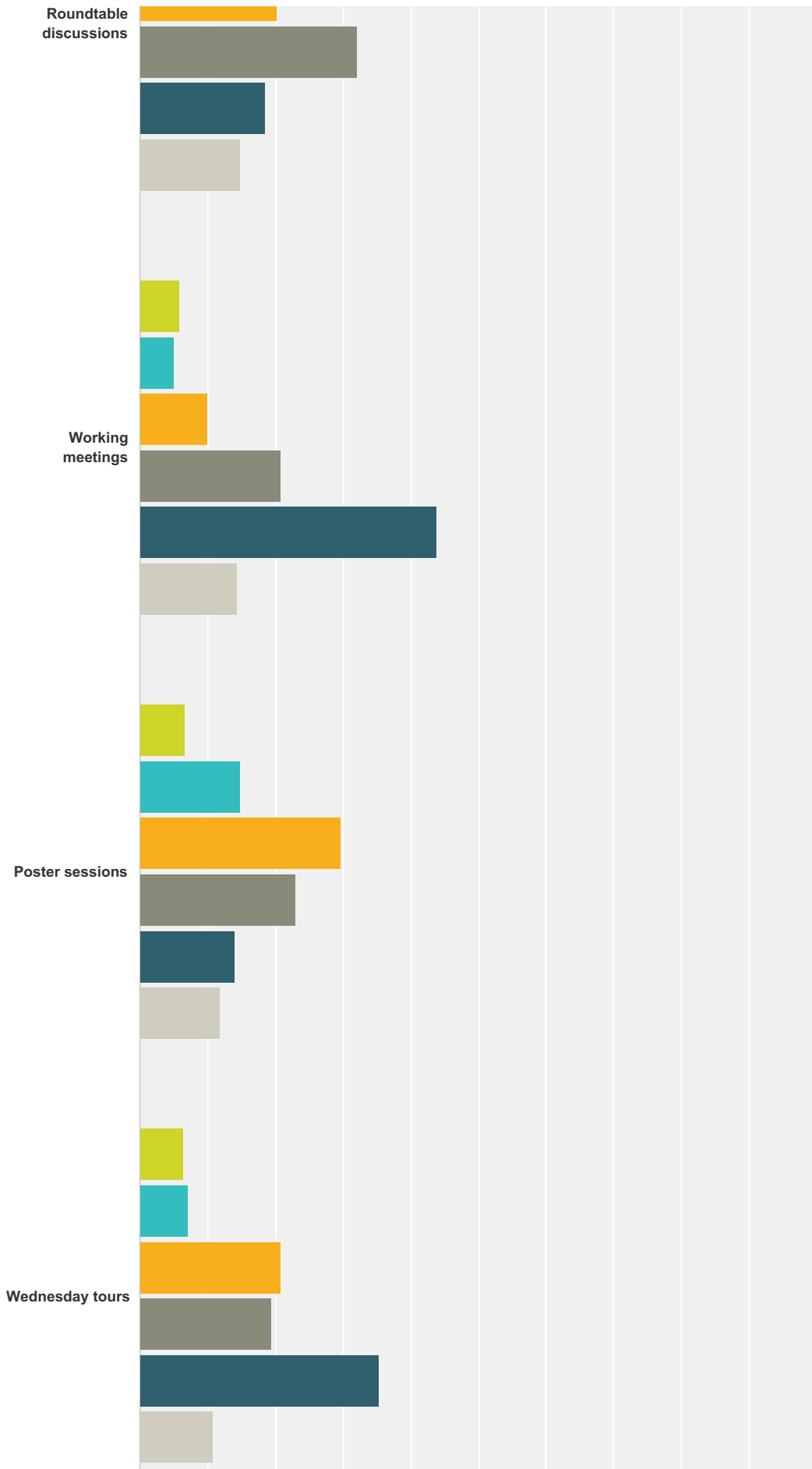
Answer Choices	Responses
Sunday Opening Reception	69.12% 94
Tuesday Evening Concert (Church of Santa Maria dell'Anima)	70.59% 96
Special Exhibition about the Archivio Storico Ricordi	47.06% 64
Friday Afternoon Concert (Open Rehearsal with Sir Antonio Pappano)	37.50% 51
Friday Farewell Dinner	42.65% 58
<b>Total Respondents: 136</b>	

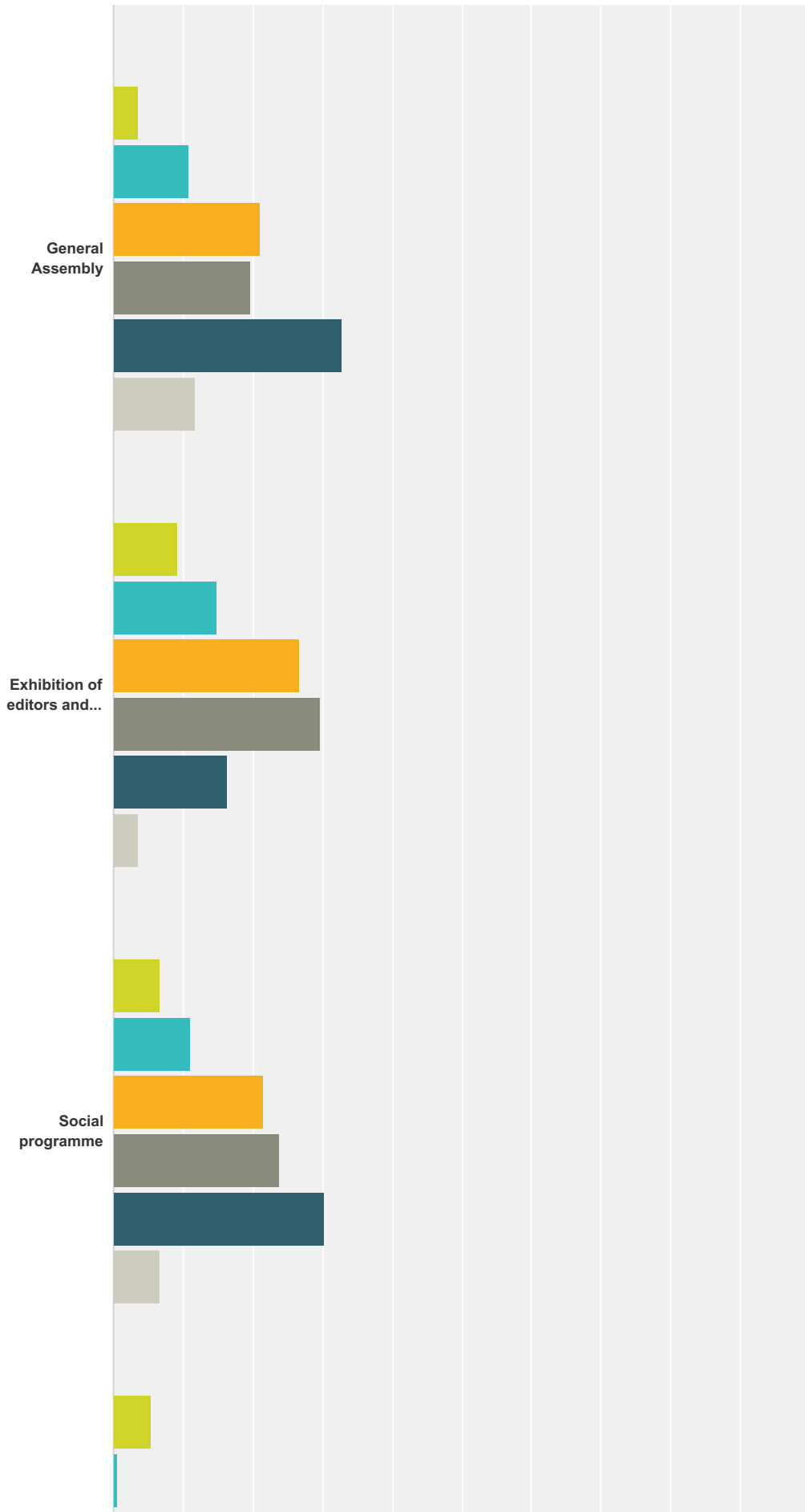
**Q5 Please rate the following items from 1 (least important) to 5 (most important) in terms of their importance to you.**

Answered: 153 Skipped: 3

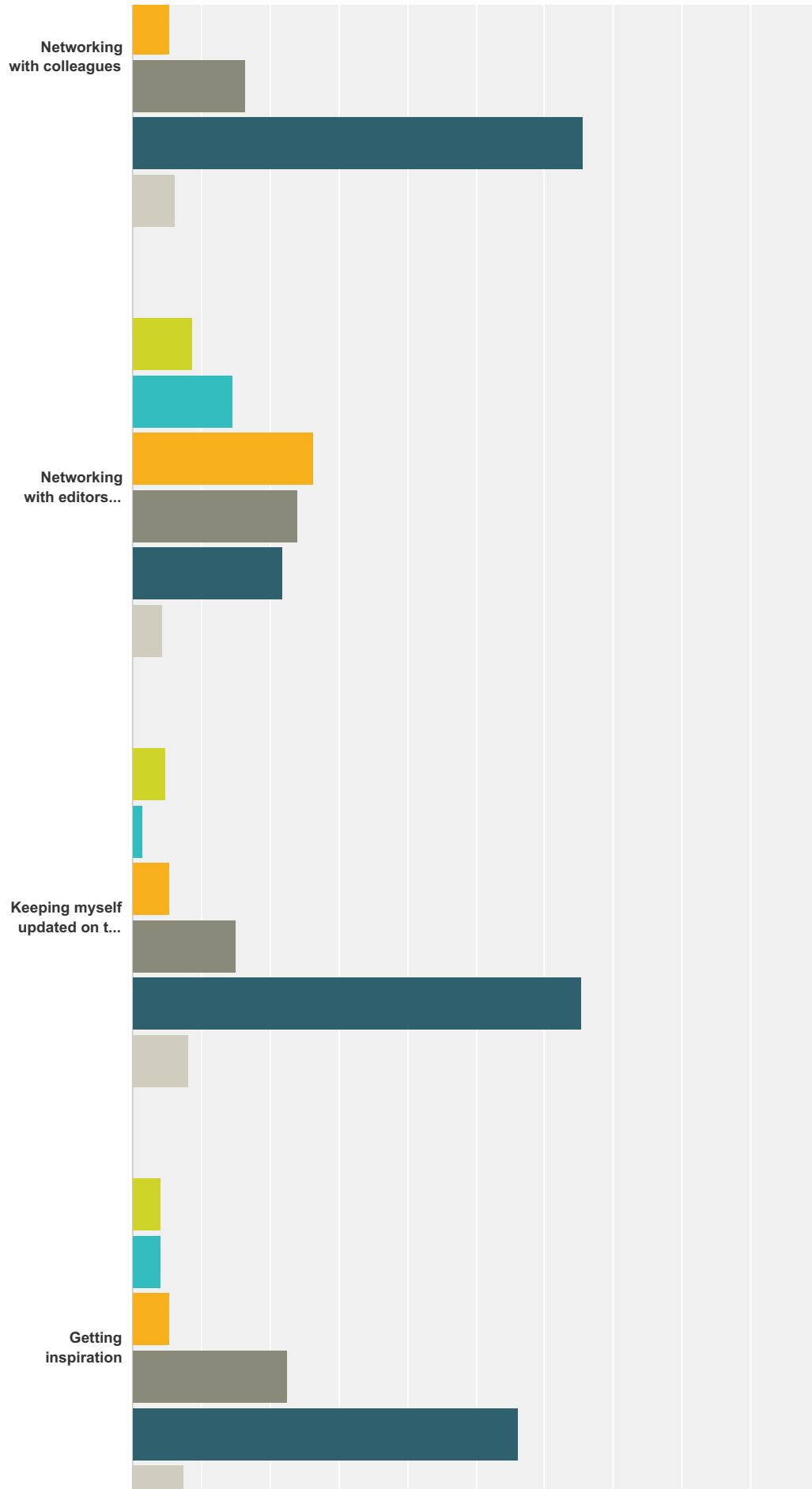


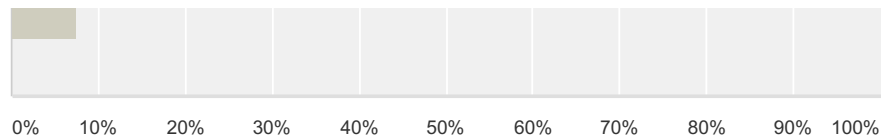










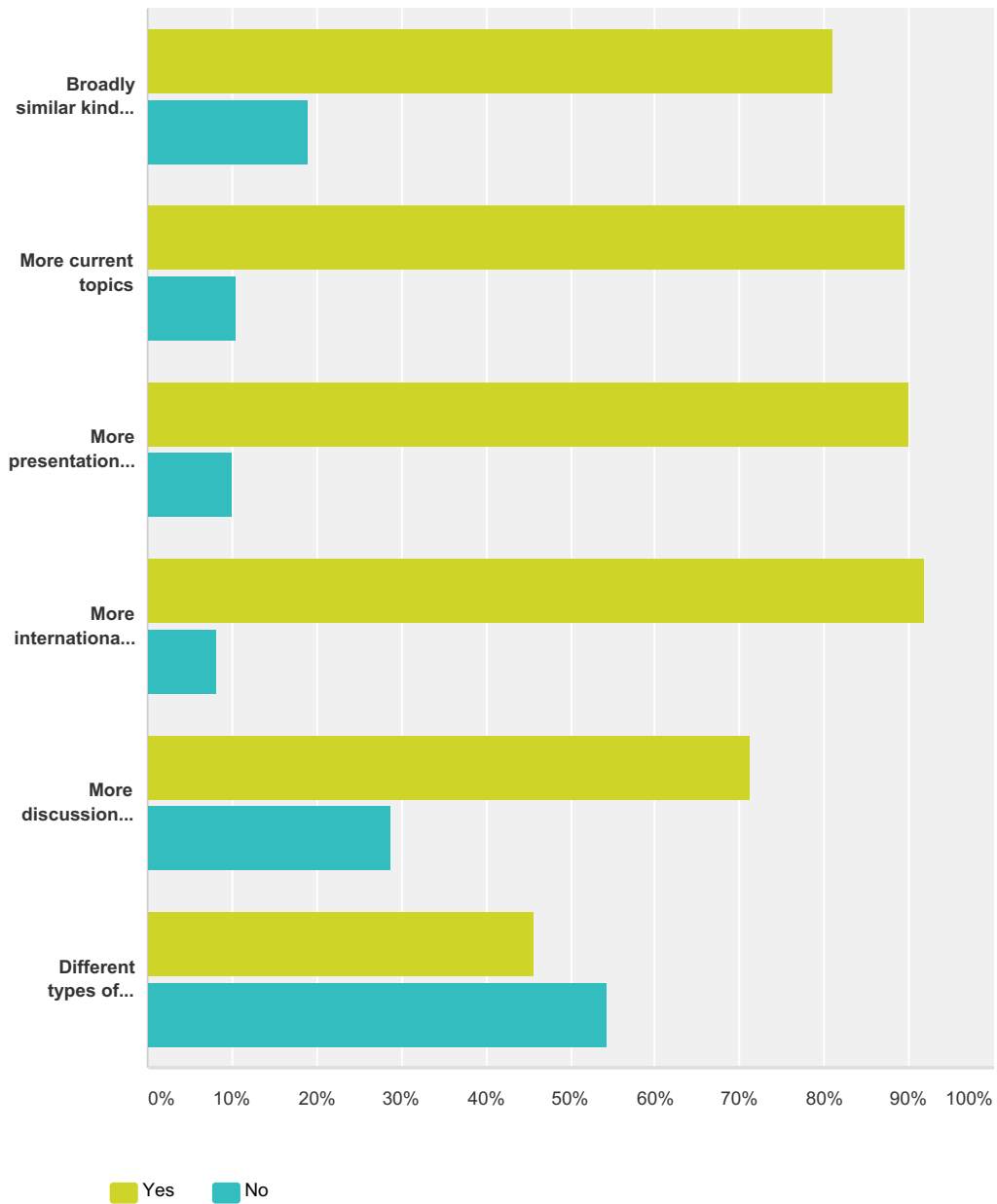


1 2 3 4 5 N/A

	1	2	3	4	5	N/A	Total
Plenary opening session on Monday (Music in Roma)	6.99% 10	10.49% 15	25.87% 37	23.08% 33	20.28% 29	13.29% 19	143
Plenary session on Wednesday (Istituto Centrale per il Catalogo unico)	8.09% 11	10.29% 14	20.59% 28	24.26% 33	13.97% 19	22.79% 31	136
Presentations on librarianship and library policy	2.11% 3	2.82% 4	14.08% 20	31.69% 45	40.85% 58	8.45% 12	142
Presentations on music research	3.97% 6	6.62% 10	11.92% 18	31.79% 48	44.37% 67	1.32% 2	151
Presentations presenting music collections	5.41% 8	9.46% 14	16.22% 24	21.62% 32	43.92% 65	3.38% 5	148
Presentations on technical developments	2.05% 3	3.42% 5	10.27% 15	28.77% 42	49.32% 72	6.16% 9	146
Roundtable discussions	2.99% 4	11.19% 15	20.15% 27	32.09% 43	18.66% 25	14.93% 20	134
Working meetings	5.76% 8	5.04% 7	10.07% 14	20.86% 29	43.88% 61	14.39% 20	139
Poster sessions	6.67% 9	14.81% 20	29.63% 40	22.96% 31	14.07% 19	11.85% 16	135
Wednesday tours	6.47% 9	7.19% 10	20.86% 29	19.42% 27	35.25% 49	10.79% 15	139
General Assembly	3.65% 5	10.95% 15	21.17% 29	19.71% 27	32.85% 45	11.68% 16	137
Exhibition of editors and vendors	9.15% 13	14.79% 21	26.76% 38	29.58% 42	16.20% 23	3.52% 5	142
Social programme	6.67% 9	11.11% 15	21.48% 29	23.70% 32	30.37% 41	6.67% 9	135
Networking with colleagues	5.52% 8	0.69% 1	5.52% 8	16.55% 24	65.52% 95	6.21% 9	145
Networking with editors and vendors	8.76% 12	14.60% 20	26.28% 36	24.09% 33	21.90% 30	4.38% 6	137
Keeping myself updated on the profession	4.76% 7	1.36% 2	5.44% 8	14.97% 22	65.31% 96	8.16% 12	147
Getting inspiration	4.11% 6	4.11% 6	5.48% 8	22.60% 33	56.16% 82	7.53% 11	146

### Q6 What would you like to see in future conferences?

Answered: 153 Skipped: 3

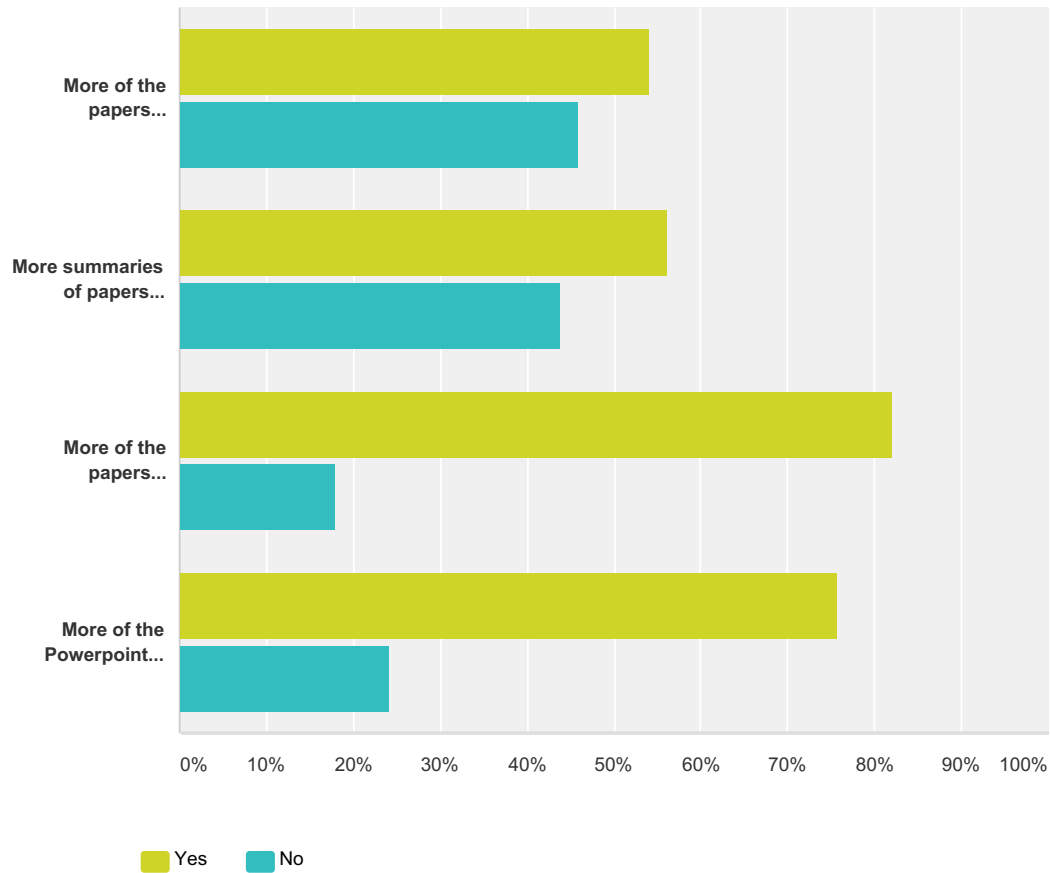


	Yes	No	Total
Broadly similar kinds of content	81.10% 103	18.90% 24	127
More current topics	89.60% 112	10.40% 13	125
More presentations on 'best practices'	90.00% 126	10.00% 14	140
More internationally relevant topics	91.79% 123	8.21% 11	134

More discussion during the sessions	<b>71.11%</b> 96	<b>28.89%</b> 39	135
Different types of session (e.g. an unconference)	<b>45.69%</b> 53	<b>54.31%</b> 63	116

### Q7 IAML currently publishes only a selection of papers in its journal "Fontes Artis Musicae". What would you like to see?

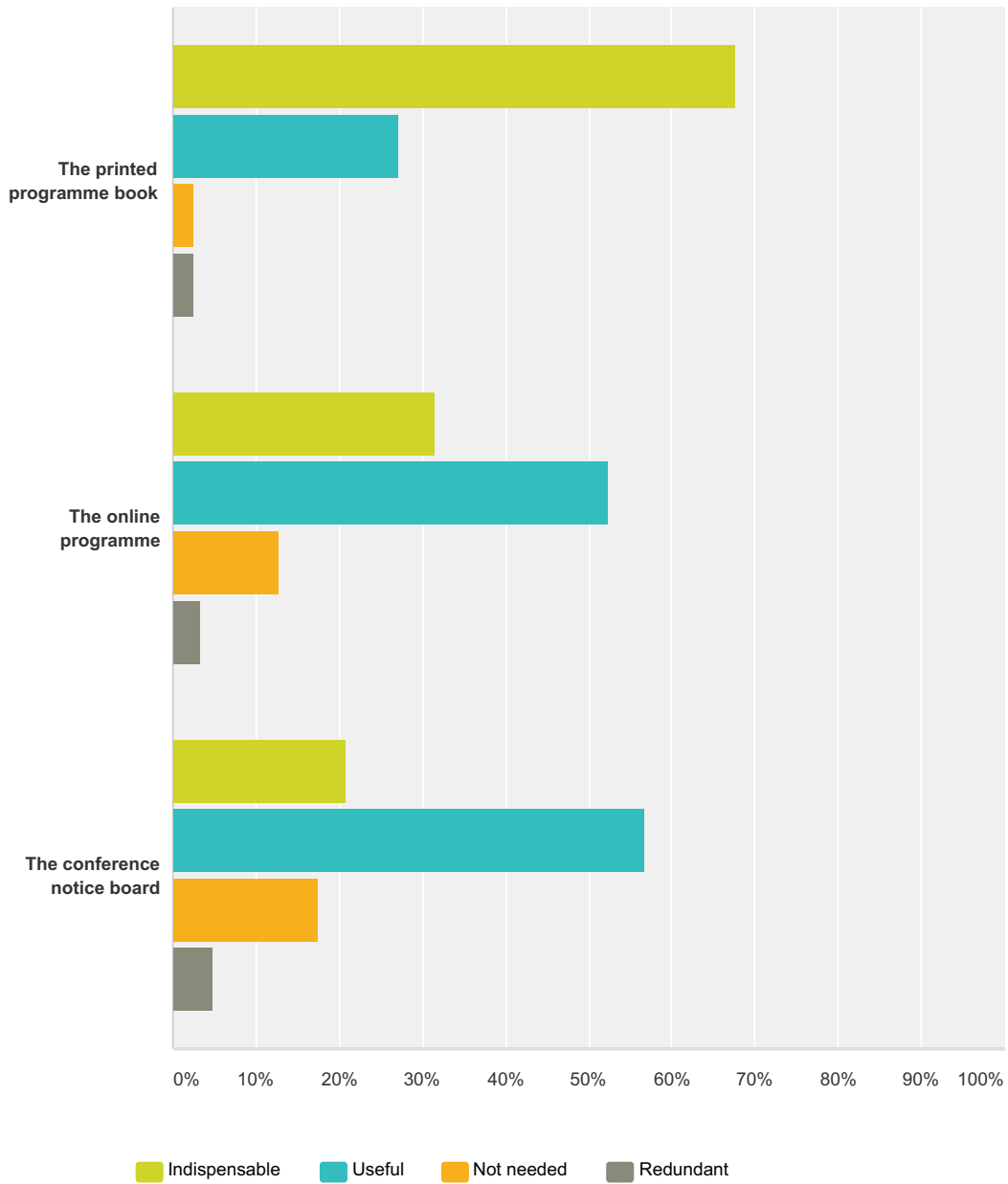
Answered: 148 Skipped: 8



	Yes	No	Total
More of the papers published in print	53.97% 68	46.03% 58	126
More summaries of papers published in print	56.25% 72	43.75% 56	128
More of the papers published on the IAML website	82.14% 115	17.86% 25	140
More of the Powerpoint slideshows published on the IAML website	75.71% 106	24.29% 34	140

### Q8 How did you keep yourself informed about the programme during the conference?

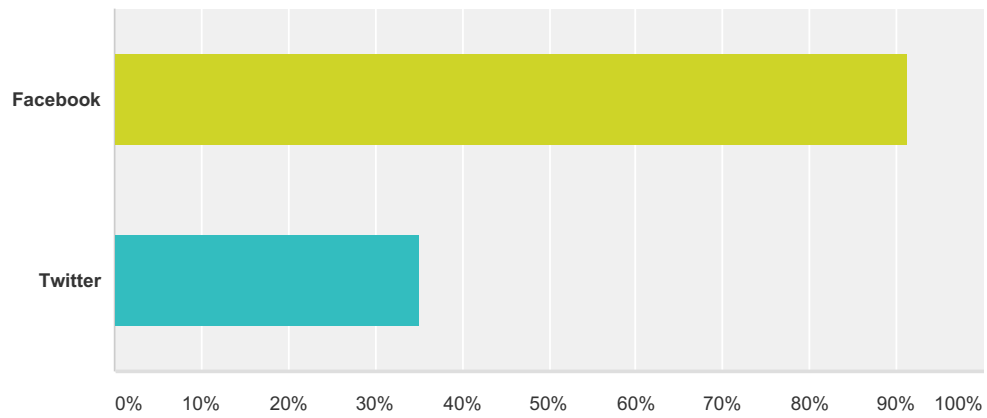
Answered: 156 Skipped: 0



	Indispensable	Useful	Not needed	Redundant	Total
The printed programme book	67.74% 105	27.10% 42	2.58% 4	2.58% 4	155
The online programme	31.54% 47	52.35% 78	12.75% 19	3.36% 5	149
The conference notice board	20.95% 31	56.76% 84	17.57% 26	4.73% 7	148

**Q9 Did you use social media during the conference? Please select all that apply.**

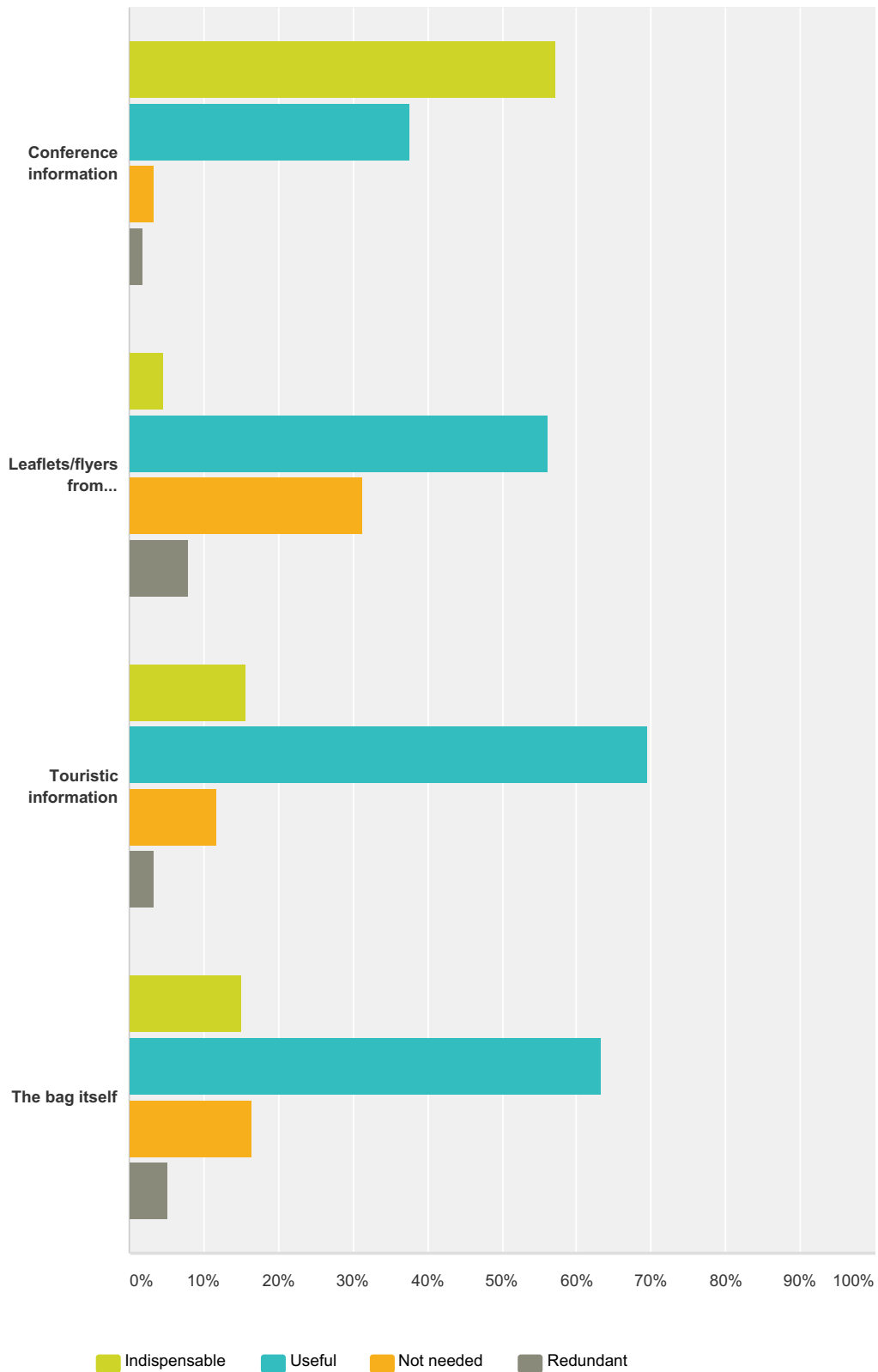
Answered: 57 Skipped: 99



Answer Choices	Responses
Facebook	91.23% 52
Twitter	35.09% 20
<b>Total Respondents: 57</b>	

### Q10 What was your opinion of the conference bag and its content?

Answered: 156 Skipped: 0

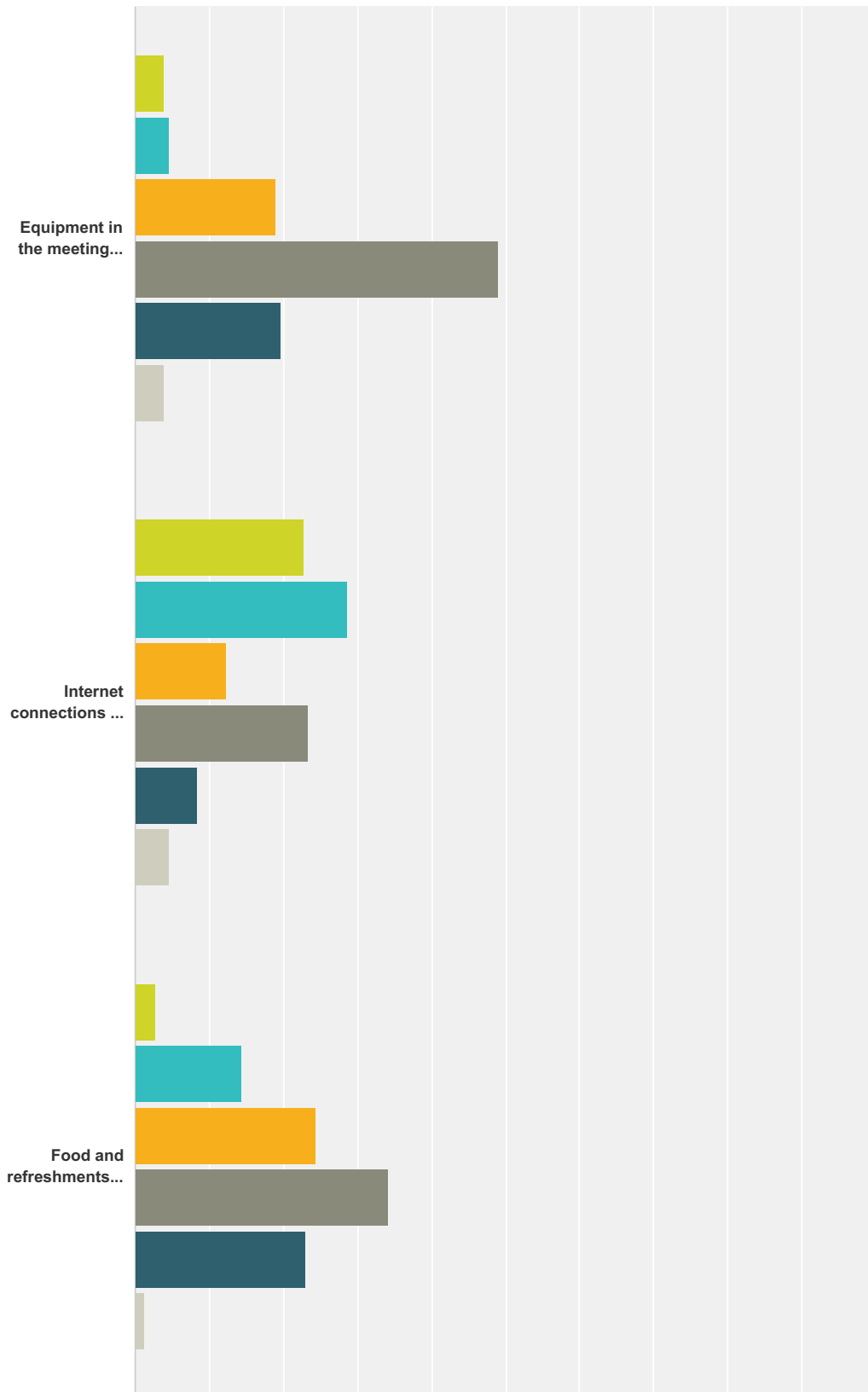


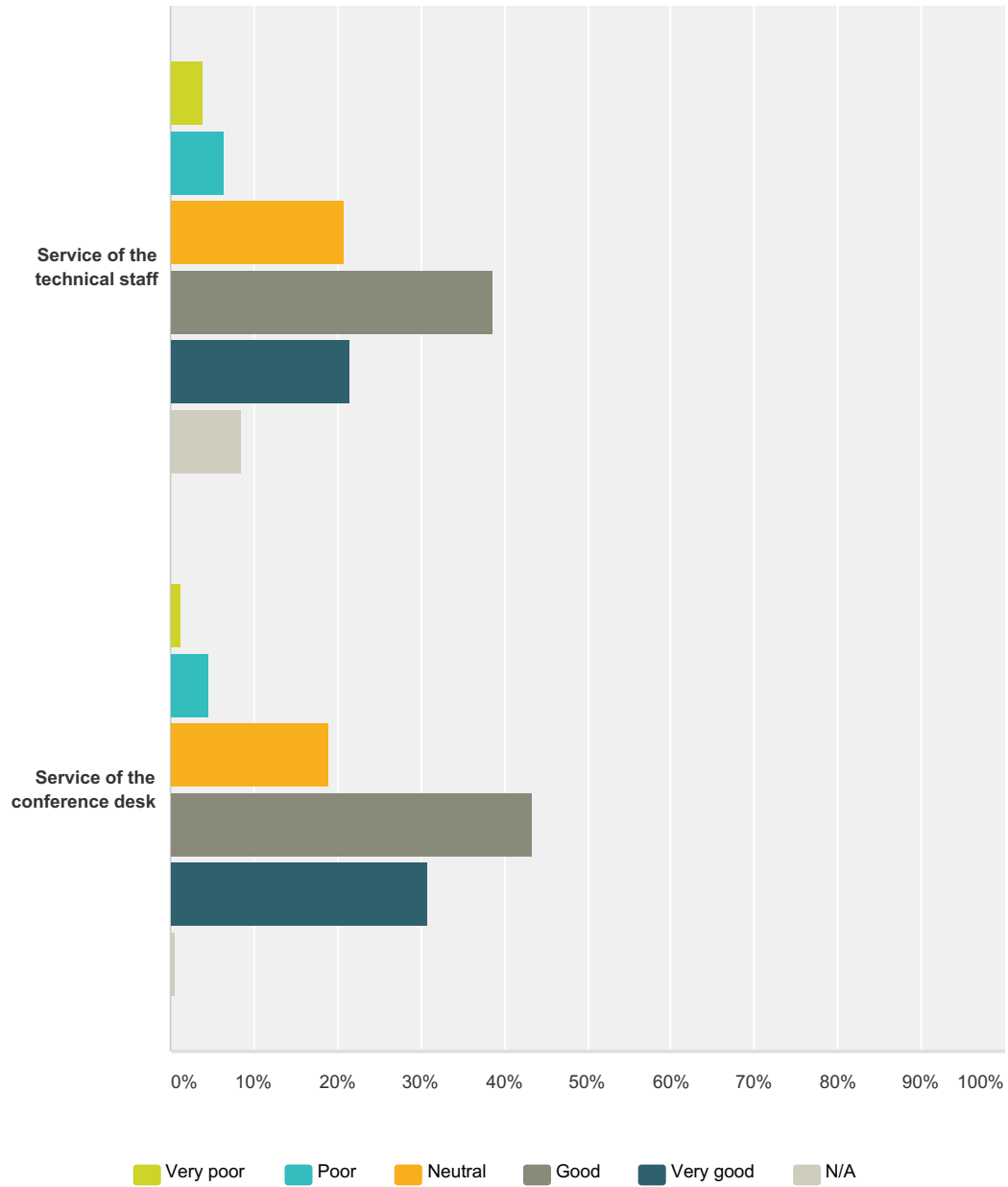


	<b>Indispensable</b>	<b>Useful</b>	<b>Not needed</b>	<b>Redundant</b>	<b>Total</b>
Conference information	<b>57.24%</b> 87	<b>37.50%</b> 57	<b>3.29%</b> 5	<b>1.97%</b> 3	152
Leaflets/flyers from publishers, distributors and others	<b>4.58%</b> 7	<b>56.21%</b> 86	<b>31.37%</b> 48	<b>7.84%</b> 12	153
Touristic information	<b>15.58%</b> 24	<b>69.48%</b> 107	<b>11.69%</b> 18	<b>3.25%</b> 5	154
The bag itself	<b>15.13%</b> 23	<b>63.16%</b> 96	<b>16.45%</b> 25	<b>5.26%</b> 8	152

### Q11 How would you rate the accommodation and services at the conference venue?

Answered: 154 Skipped: 2

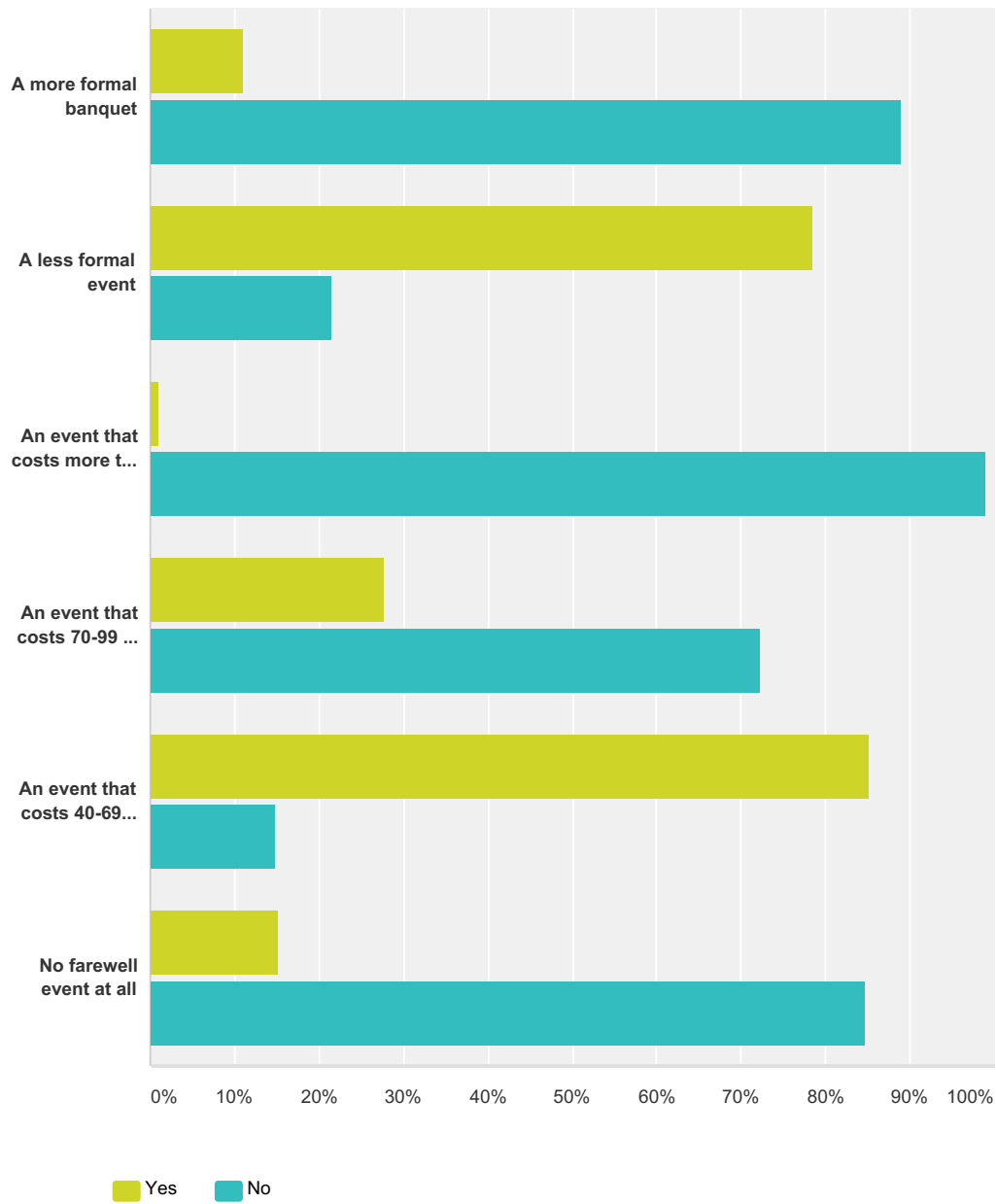




	Very poor	Poor	Neutral	Good	Very good	N/A	Total
Equipment in the meeting rooms	3.92% 6	4.58% 7	18.95% 29	49.02% 75	19.61% 30	3.92% 6	153
Internet connections on site	22.73% 35	28.57% 44	12.34% 19	23.38% 36	8.44% 13	4.55% 7	154
Food and refreshments during breaks	2.63% 4	14.47% 22	24.34% 37	34.21% 52	23.03% 35	1.32% 2	152
Service of the technical staff	3.92% 6	6.54% 10	20.92% 32	38.56% 59	21.57% 33	8.50% 13	153
Service of the conference desk	1.32% 2	4.61% 7	19.08% 29	43.42% 66	30.92% 47	0.66% 1	152

### Q12 Would you prefer on the Friday evening

Answered: 143 Skipped: 13

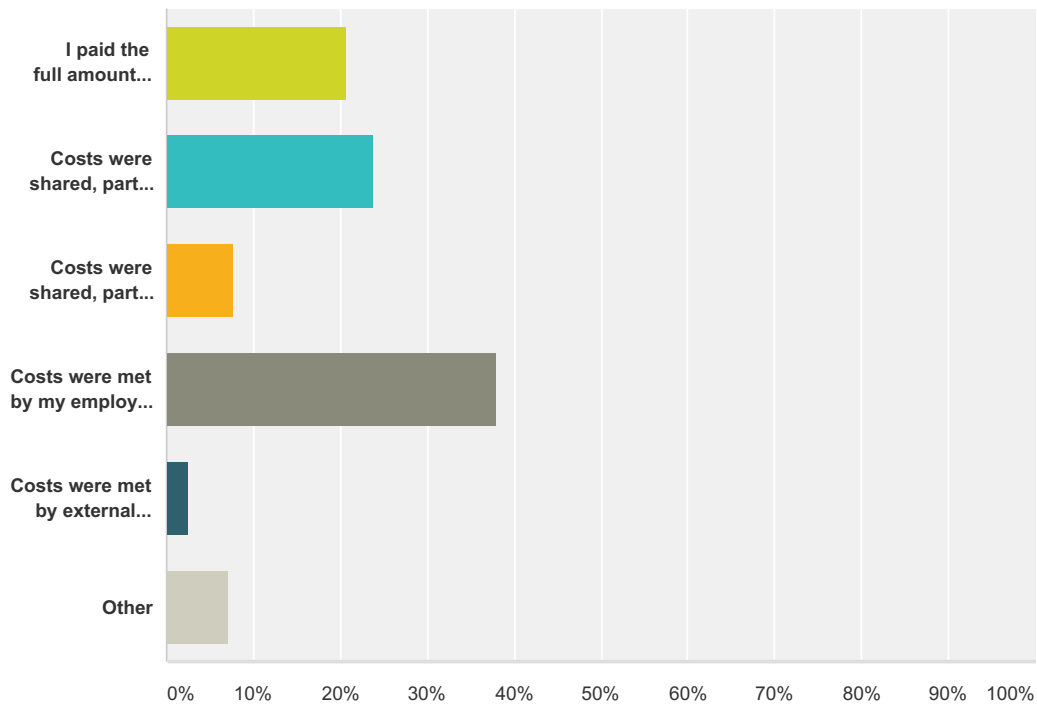


	Yes	No	Total
A more formal banquet	11.11% 12	88.89% 96	108
A less formal event	78.40% 98	21.60% 27	125
An event that costs more than 100 € (135 USD)	0.94% 1	99.06% 105	106
An event that costs 70-99 € (93-134 USD)	27.78% 30	72.22% 78	108

An event that costs 40-69 (53-92 USD)	<b>85.25%</b> 104	<b>14.75%</b> 18	122
No farewell event at all	<b>15.24%</b> 16	<b>84.76%</b> 89	105

### Q13 How was payment made for attending the conference?

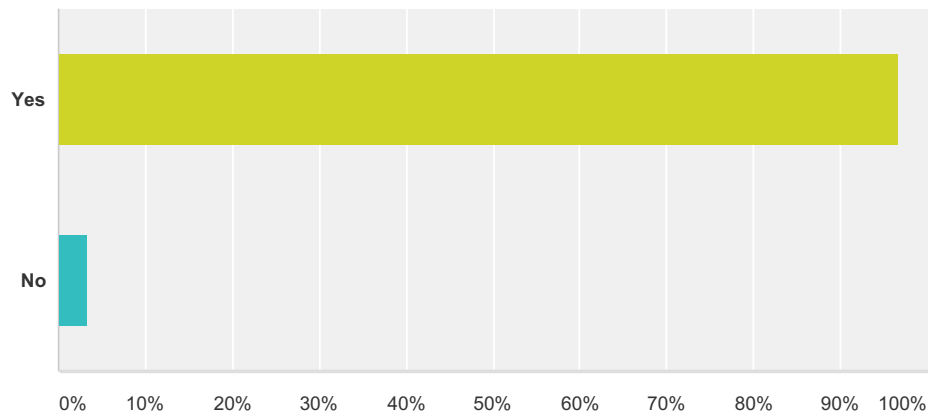
Answered: 155 Skipped: 1



Answer Choices	Responses	
I paid the full amount (registration, hotel and travel costs)	20.65%	32
Costs were shared, partly by me, partly by my employer	23.87%	37
Costs were shared, partly by me, partly by external funding	7.74%	12
Costs were met by my employer for the full amount	38.06%	59
Costs were met by external funding for the full amount	2.58%	4
Other	7.10%	11
<b>Total</b>		<b>155</b>

### Q14 Do you think that attending the conference was worthwhile?

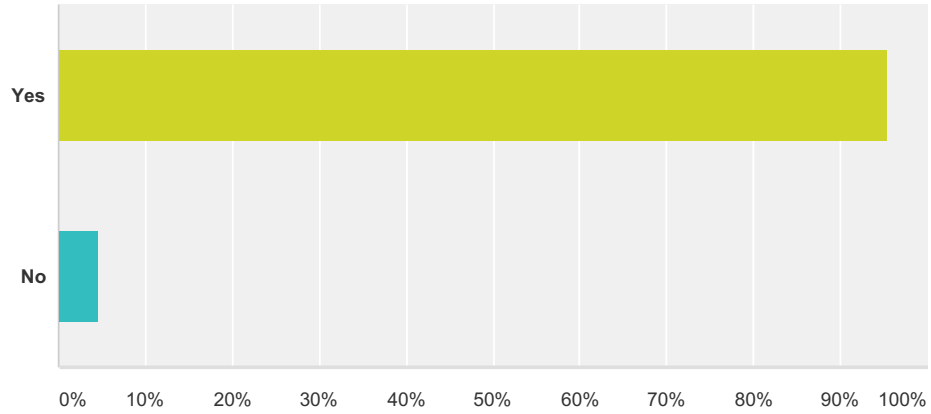
Answered: 154 Skipped: 2



Answer Choices	Responses
Yes	96.75% 149
No	3.25% 5
<b>Total</b>	<b>154</b>

### Q15 Would you recommend your colleagues in your home country to attend the IAML congress?

Answered: 151 Skipped: 5

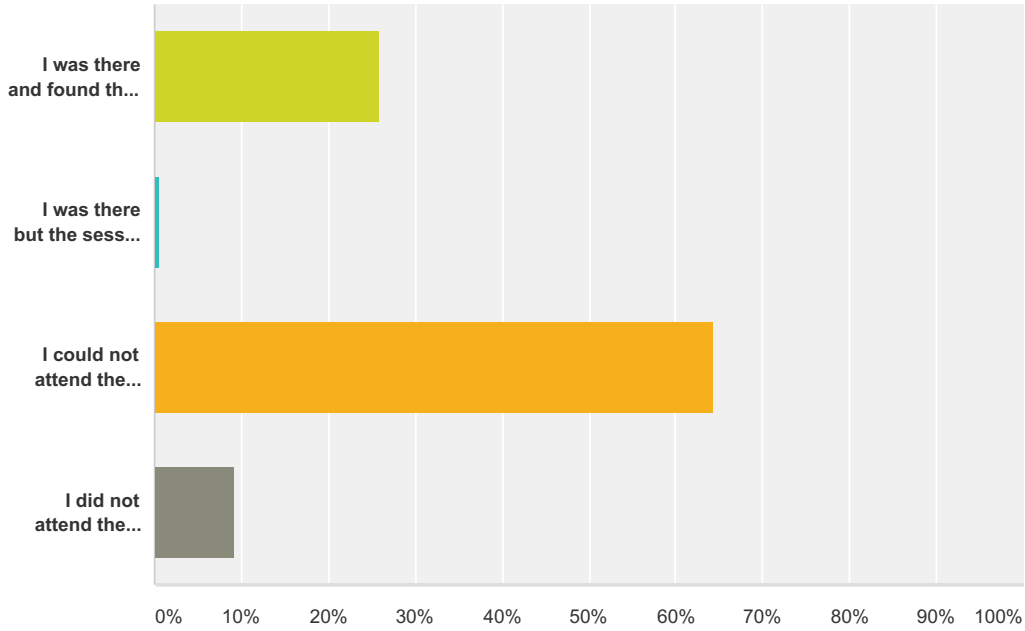


Answer Choices	Responses
Yes	95.36% 144
No	4.64% 7
<b>Total</b>	<b>151</b>



**Q16 As a new feature the programme of the Rome congress included a "Hot topics" section consisting of brief presentations rather than regular 20-minute papers.**

Answered: 151 Skipped: 5



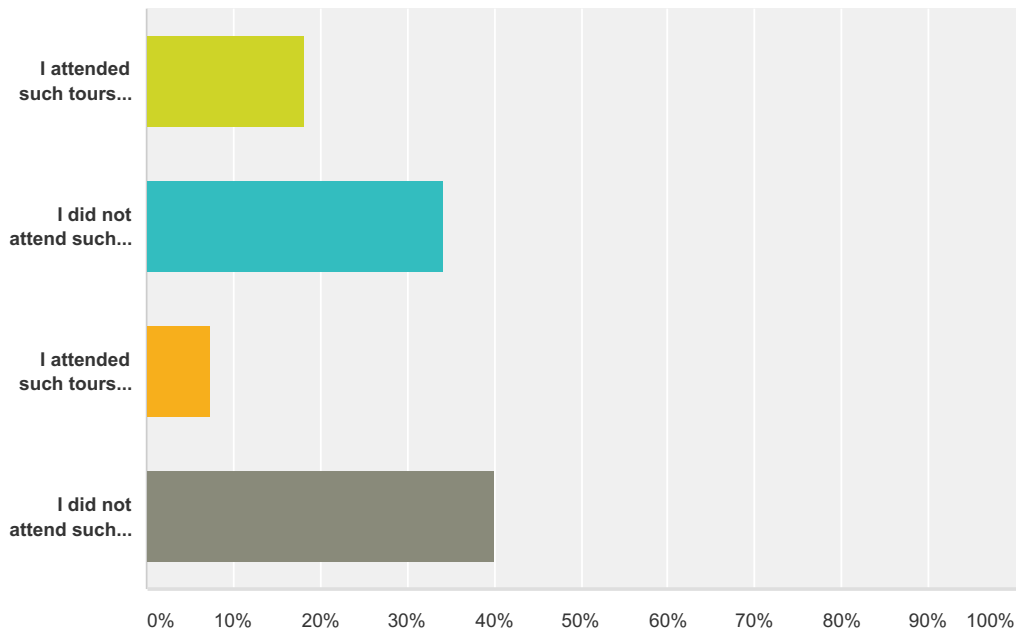
Answer Choices	Responses
I was there and found the session useful.	25.83% 39
I was there but the session did not meet my expectations.	0.66% 1
I could not attend the session but find this a good idea.	64.24% 97
I did not attend the session and I am not convinced by the idea.	9.27% 14
<b>Total</b>	<b>151</b>

**Q17 During the congress in Vienna (2013) IAML changed from a three-tier structure to a two-tier structure after abolishing the Council. As a result the outline of the General Assembly has changed and we would appreciate your views on how it is organized now. What should we spend more time on? What could be cut shorter?**

Answered: 41 Skipped: 115

### Q18 This year's congress programme did not offer post-congress tours.

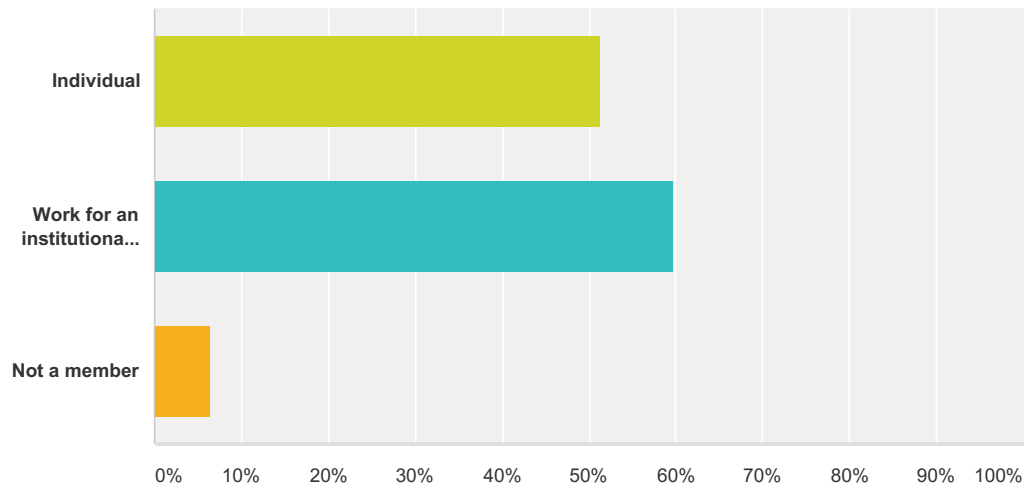
Answered: 137 Skipped: 19



Answer Choices	Responses
I attended such tours earlier and find them an important addition to the programme.	18.25% 25
I did not attend such tours but think that they should be offered regularly.	34.31% 47
I attended such tours earlier but think that they are no longer important.	7.30% 10
I did not attend such tours and think that they are not needed.	40.15% 55
<b>Total</b>	<b>137</b>

### Q19 What is your IAML membership status?

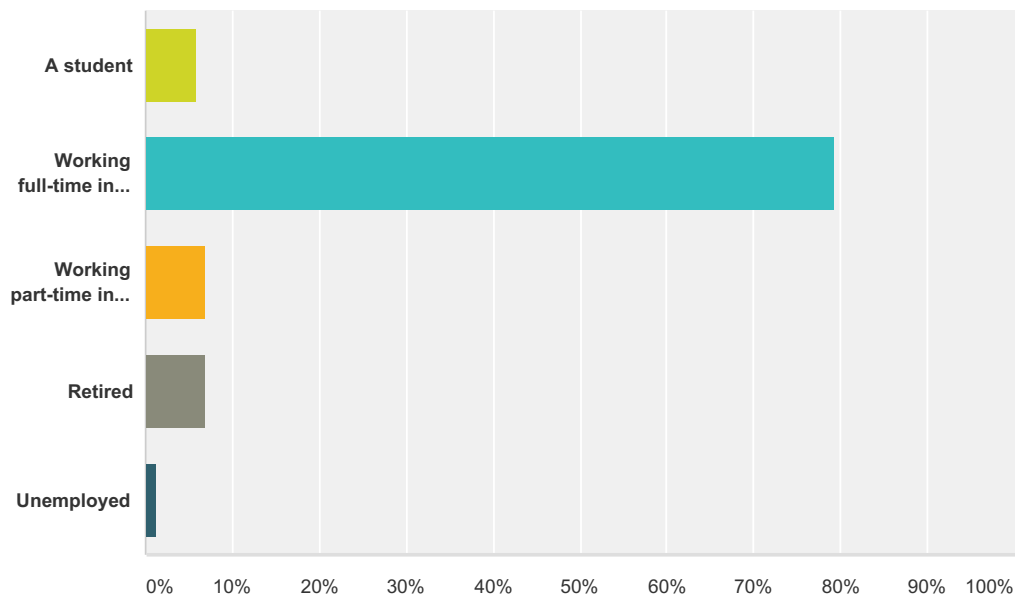
Answered: 156 Skipped: 0



Answer Choices	Responses
Individual	51.28% 80
Work for an institutional/corporate member	59.62% 93
Not a member	6.41% 10
<b>Total Respondents: 156</b>	

### Q20 If you are an individual member, are you?

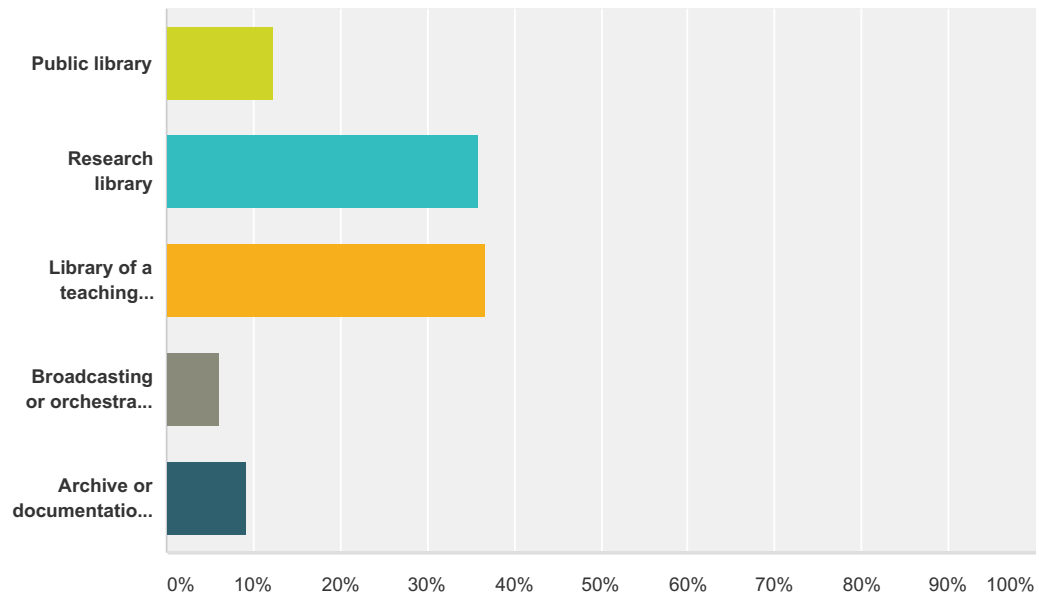
Answered: 87 Skipped: 69



Answer Choices	Responses
A student	5.75% 5
Working full-time in a library, archive or documentation centre	79.31% 69
Working part-time in a library, archive or documentation centre	6.90% 6
Retired	6.90% 6
Unemployed	1.15% 1
<b>Total</b>	<b>87</b>

### Q21 In what type of institution do you work (or did you work before retirement)?

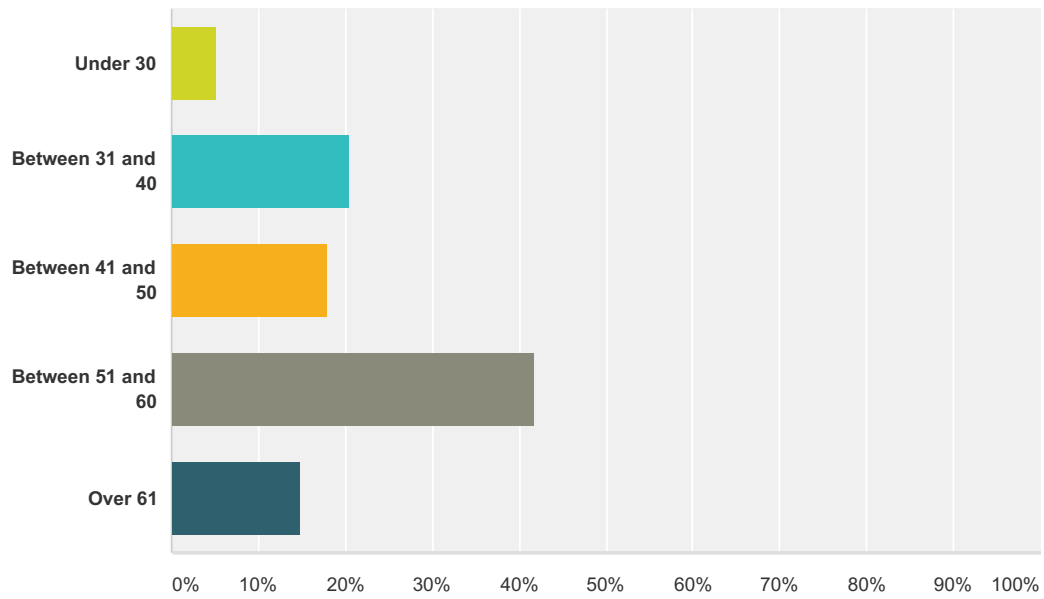
Answered: 131 Skipped: 25



Answer Choices	Responses	Count
Public library	12.21%	16
Research library	35.88%	47
Library of a teaching institution	36.64%	48
Broadcasting or orchestra library	6.11%	8
Archive or documentation centre	9.16%	12
<b>Total</b>		<b>131</b>

### Q22 What is your age group?

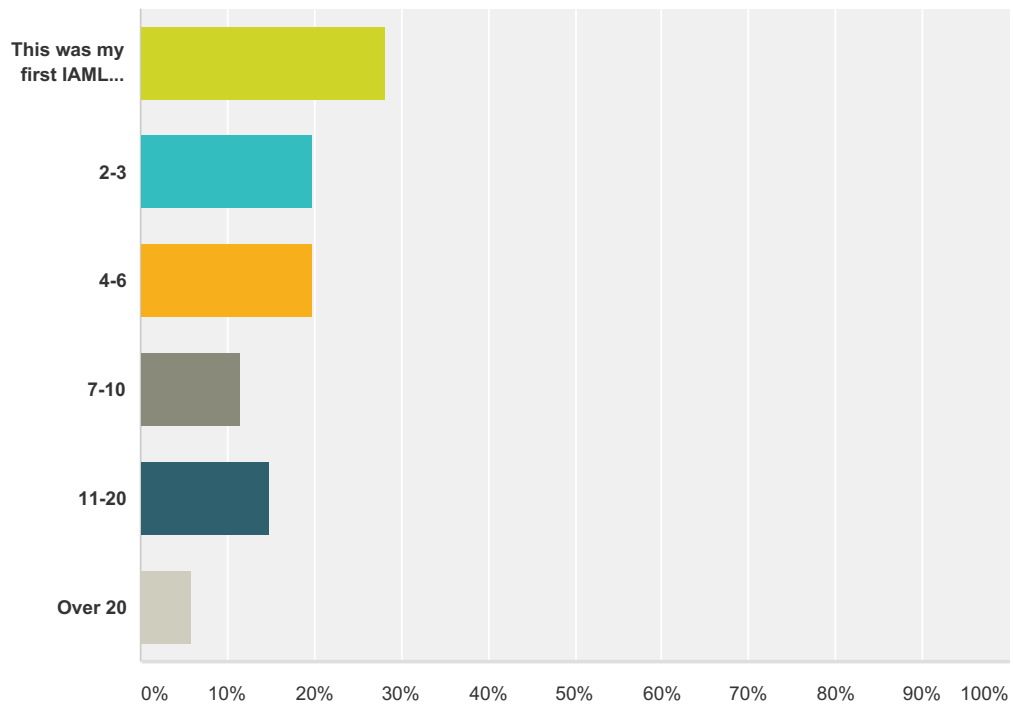
Answered: 156 Skipped: 0



Answer Choices	Responses
Under 30	5.13% 8
Between 31 and 40	20.51% 32
Between 41 and 50	17.95% 28
Between 51 and 60	41.67% 65
Over 61	14.74% 23
<b>Total</b>	<b>156</b>

### Q23 How many IAML conferences have you attended?

Answered: 156 Skipped: 0



Answer Choices	Responses
This was my first IAML conference	28.21% 44
2-3	19.87% 31
4-6	19.87% 31
7-10	11.54% 18
11-20	14.74% 23
Over 20	5.77% 9
<b>Total</b>	<b>156</b>



**Q24 Please, feel free to add any further comments you have on the Rome congress or on IAML congresses in general. You could cover any topics not specifically addressed in the questions above. Any suggestions on how we could improve our annual meetings are most welcome.**

Answered: 44 Skipped: 112